

AGENDA

REGULAR MEETING  
MISSOULA RURAL FIRE DISTRICT

BOARD OF TRUSTEES

DATE: Tuesday, August 13<sup>th</sup>, 2024  
TIME: 4:00 P.M.  
PLACE: Station #1, 2521 South Avenue West, Missoula

CALL TO ORDER

PLEDGE OF ALLEGIANCE

ROLL CALL

READING OF MINUTES

PUBLIC COMMENT

CLAIMS

|              |                     |
|--------------|---------------------|
| June Claims  | \$131,283.76        |
| July Claims  | <u>\$218,725.38</u> |
| Total Claims | \$350,009.14        |

COMMUNICATIONS

TRUSTEE REPORTS

STAFF REPORTS

OLD BUSINESS

NEW BUSINESS

1. 3<sup>rd</sup> Quarter FY24 Budget vs Actual Report
2. 4<sup>th</sup> Quarter FY24 Budget vs Actual Report
3. Discussion and Decision on Dr. Jon Gildea's MOU for FY25
4. Update on ULP Decision

EXECUTIVE SESSION

1. Litigation Strategy: IAFF 2457 v. MRFD

ADJOURNMENT

Missoula Rural Fire District  
Board of Trustees  
Missoula, Montana 59804

July 9<sup>th</sup>, 2024

The Missoula Rural Fire District (MRFD) Board of Trustees (BOT) met in regular session at the Station 1 Headquarters meeting room and via a "Zoom" video conference on **Tuesday, July 9<sup>th</sup>, 2024**.

**CALL TO ORDER:** Secretary Mangan called the meeting to order at 16:00 hours.

#### **PLEDGE OF ALLEGIANCE**

**ROLL CALL:** Present: Secretary Dick Mangan, Trustee Jeff Merritt, and Trustee Dan Corti. Absent: Chairman Ben Murphy and Vice-Chairman Larry Hanson.

**READING OF THE MINUTES:** Trustee Merritt moved to accept the minutes as written. Trustee Corti seconded the motion. The motion was voted on and passed with 3 ayes, 0 nays and 0 abstains.

**PUBLIC COMMENT:** There were no comments from the public.

**CLAIMS:** Trustee Merritt inquired about page 3 for the claim of the Law Office of Kavela. Attorney Kate Dinwiddie explained that it encompassed communications from the Board Agent with the Board of Personnel Appeals who had contacted both Mike Tedesco and Beth O'Halloran regarding the status of the Unfair Labor Practice. Trustee Corti moved to accept the claims as submitted. Trustee Merritt seconded the motion. There were no comments from the public. The motion was voted on and passed with 3 ayes, 0 nays, and 0 abstains.

**COMMUNICATIONS:** Jenn Culp conveyed that the communications consisted of a Notice of Public Hearing for Annexation, a Deputy Fire Marshal (DFM) Report, Public Relations Outreach Breakdown and a Calls for Service Report. There were no comments from the public.

**TRUSTEE REPORTS:** None

#### **STAFF REPORTS:**

**Local 2457:** Lieutenant Kottwitz reported that the Firefighters Convention hosted in Missoula went well. During the convention, the attendees heard from the state-level political team. The team said they expect a tough legislative session next year due to the proposed tax on all public employee pension systems. Lieutenant Kottwitz also reported on a recent Union Meeting and a Labor Management Meeting where the discussion focused on the wage increase at Local 271. The negotiations resulted in a total raise of 41.5% over four years. Local 2457 is anticipating four members potentially applying to the Missoula Fire Department (MFD) and is working on the best way to stay competitive in the job market. With negotiations next year, Local 2457 hopes to develop a plan for moving forward.

**Battalion Chief (BC):** BC Bowman reported that there were 291 calls in June, which was 11 calls shy of last June. The total calls for 2024 through June was 1849. In 2023 through June, the calls were 1683 putting the calls up 10% over what they were last year. With the heat, BC Bowman anticipates a higher call volume for July. Also reported was MRFD's crew members have met or exceeded their goal of being out the door in less than one minute and fifty-eight seconds 82.8% of the time.

**Finance and Human Resources (HR):** Melissa Schnee attended the Government Finance Officers Association Conference in Florida. She took several classes focusing on fire departments, which she found

helpful. Melissa also worked on the budget with the chiefs, Training Officer Ben Crocker, and individual budget line items.

**Deputy Chief:** Deputy Chief Horsens recently took part in the Northwest Accreditation and Credentialing Consortium (NWACC) meeting. Recently other agencies from Montana have been attending the NWACC meetings as well, indicating there is interest around the state in the accreditation process. The Accreditation Manager Position that Deputy Chief Horsens vacated remains open. The Community Risk Reduction (CRR) Division successfully managed the fireworks season with only one significant issue with a fireworks stand. MRFD will collaborate with Missoula County to ensure that all applicants for fireworks stand permits are familiar with both state and local rules and regulations to prevent a recurrence of the issue experienced this year. Chief Finlay, Deputy Chief Horsens, and DFM Pete Giardino met with the Missoula County Building Department to better understand the lines of authority and how MRFD's CRR fits into the Missoula County permitting process going forward. Deputy Chief Horsens stated that there is a strong desire to ensure that MRFD's requirements align with Missoula County's code enforcement. Deputy Chief Horsens reported that MRFD did not renew its contract with the pre-planning business inspection software vendor it previously used. Instead, MRFD signed a contract with Image Trend, which MRFD uses for its records management system. Going forward, MRFD will conduct business inspections and pre-plans on the new software, which came in at a reduced cost compared to the previous vendor. Additionally, the new software integrates well with MRFD's current software. Deputy Chief Horsens explained that there was a delay from Missoula County in launching CrewForce, an app that will be used to track MRFD's times and locations with the dispatch center. A meeting will soon take place with Tyler Technologies, and the app should be up and running shortly after. IT Manager Joe Ford has been working with a third-party vendor to determine the best solution for the audio in the training room. As for EMS, Deputy Chief Horsens received an email from a grateful citizen who recently suffered a heart attack. The citizen expressed gratitude to Engineer Maxon, Lieutenant Mediate, and the Missoula Emergency Services, Inc (MESI). MRFD will host the Emergency Services Consulting International (ESCI) Station Location Study with the MFD at the end of July. The site visit will assist ESCI in making recommendations as to where fire stations might be located in the future. The Station 6 roof project was recently completed, and some controls for the HVAC system at Station 4 were upgraded. Deputy Chief Horsens will participate in the upcoming Lolo Community Council Meeting.

**Assistant Chief of Operations:** Assistant Chief Paulsen reported that the wildland contract for FY25 was completed. There is still an engine in California that was reassigned to the Basin Fire and is looking to extend its stay. The Station Location site visit is scheduled for July 29<sup>th</sup> and 30<sup>th</sup>. The interview process for the Resident/Volunteer Coordinator was successful, and Lieutenant DeMers accepted that position. In the last three months, MRFD has had five residents hired at different departments: One in Texas, two in West Yellowstone, one in Anaconda, and one in Helena, so MRFD is down on its resident numbers. Building back MRFD's resident numbers will be Lieutenant DeMers' focus early on in the position. Assistant Chief Paulsen reported that Engineer Maxon and Engineer Rossier were assigned to an ATV for the Missoula Marathon to respond to emergencies, such as when a runner collapsed and needed medical attention at the last marathon. Engineer Maxon and Engineer Rossier responded to one incident that had a positive outcome. Lieutenant Brown took on the Insurance Services Office (ISO) responsibilities for MRFD and is working on getting MRFD up to speed and where it needs to be. In a meeting with Assistant Chief Paulsen, Training Officer Crocker, and Lieutenant Brown, they identified weaknesses and devised a plan to implement changes to set MRFD up for a better ISO number. Assistant Chief Paulsen stated that the fire danger level would likely be "high" the next day and Run Cards would be updated.

**Fire Chief:** Chief Finlay reported that the MRFD hosted a productive Active Attack Integrated Response leadership meeting attended by the police chief, sheriff, and fire department chiefs in Missoula Valley. The discussions focused on addressing the needs throughout the valley and ensuring that each agency receives the necessary training. Chief Finlay congratulated Lieutenant DeMers on his Resident/Volunteer Coordinator promotion. Chief Finlay and Captain Burgess met with Dr. Tim Richards from Community Medical Center to discuss the Healthy Firefighters and Lifepoint programs. They will collaborate closely

with the Community Medical Center to potentially improve MRFD's required physicals. Chief Finlay and Assistant Chief Paulsen attended a breakfast meeting between MFD and MRFD, ensuring that MRFD stays on schedule for monthly meetings with MFD. The two agencies also frequently communicate by phone throughout the month. Chief Finlay participated in a leadership presentation by Dr. David Griffith, now an assistant chief for the Charlotte Fire Department. Dr. Griffith was the first engineer to arrive at the Super Sofa Store Fire. He realized that he didn't know how to pump water, so some of the firefighters on his hose line inside the building had dry hose lines and perished in the fire. Chief Finlay, Assistant Chief Paulsen, and Deputy Chief Horsens met with the Missoula County Commissioners and the agency responsible for planning the next Tax Incremental Districts (TID) and Tax Incremental Financing (TIF), Grant Creek Crossing. The chiefs explained that MRFD and its taxpayers are not able to shoulder the financial burden of the TIFs and TIDs. Going forward, MRFD plans to be represented more thoroughly and robustly. The Missoula County Commissioners and the agency planning the TIDs and TIFs understood MRFD's concern and impact. Discussions continue with East Missoula Rural Fire District (EMRFD), which is still struggling to provide staffing. Chief Finlay stated that he sent another email to the Chief Operating Officer for Missoula County asking for the status of a meeting that was promised to MRFD and EMRFD. Chief Finlay stated that Sirius Construction completed the Station 6 roof project to satisfaction. Furthermore, Chief Finlay informed the BOT that he would be undergoing surgery and would be out for an unspecified period of time but would remain reachable by phone.

**OLD BUSINESS:** None

**NEW BUSINESS:** None

**CLOSED EXECUTIVE MEETING (personnel):** Secretary Mangan determined the next matter to be a matter of individual privacy, and the individual's privacy considerably outweighs the public's right to know. The meeting closed to the public for the executive session.

**REOPENING OF MEETING TO THE PUBLIC:** Secretary Mangan reconvened the public meeting.

**ADJOURNMENT:** Trustee Merritt made a motion to adjourn. Trustee Corti seconded the motion. Secretary Mangan adjourned the meeting at 16:52 hours.

Respectfully submitted,



Jenn Culp, Administrative Assistant  
Missoula Rural Fire District



John (Ben) Murphy, Chairman

6/13/24

Date



Dick Mangan, Secretary

8/14/24

Date

07/25/24  
15:24:41

MISSOULA RURAL FIRE DISTRICT  
Claim Details  
For the Accounting Period: 6/24

Page: 1 of 2  
Report ID: AP100V

For Date Posted = 07/25/24  
\* ... Over spent expenditure

| Claim/<br>Line # | Check<br>Invoice #/Inv Date/Description | Vendor #/Name/<br>#/Inv Date/Description | Document \$/<br>Line \$ | Disc \$ | PO #   | Fund Org Acct  | Object | Proj | Cash<br>Account |
|------------------|---|--|-------------------------|---------|--------|----------------|--------|------|-----------------|
| 45405            | 82459S                                  | 1881 TRUGREEN                            | 161.00                  |         |        |                |        |      |                 |
| 1                | 0620248465                              | 06/20/24 STA 4                           | 161.00*                 |         |        | 1000 50 420460 | 364    |      | 101000          |
|                  |   | Total for Vendor:                        | 161.00                  |         |        |                |        |      |                 |
|                  |   | # of Claims                              | 1                       | Total:  | 161.00 | # of Vendors   | 1      |      |                 |

07/22/24  
13:57:06

MISSOULA RURAL FIRE DISTRICT  
Claim Details  
For the Accounting Period: 6/24

Page: 1 of 5  
Report ID: AP100V

For dates posted from 07/02/24 to 07/17/24

\* ... Over spent expenditure

| Claim/<br>Line # | Check<br>Invoice # | Vendor #/Name/<br>#/Inv Date/Description | Document \$/<br>Line \$ | Disc \$ | PO # | Fund Org Acct  | Object | Proj | Cash<br>Account |
|------------------|--------------------|--|-------------------------|---------|------|----------------|--------|------|-----------------|
| 45371            | 82421S             | 1661 ALEC BRAY                           | 27.50                   |         |      |                |        |      |                 |
| 1                | 063024AB01         | 06/30/24 BRAY JUN GYM REIMB              | 27.50                   |         |      | 1000 50 420460 | 132    |      | 101000          |
|                  |                    | Total for Vendor:                        | 27.50                   |         |      |                |        |      |                 |
| 45373            | 82422S             | 1788 AMAZON CAPITAL SERVICES             | 70.07                   |         |      |                |        |      |                 |
| 1                | -3HJ3-9C4C         | 06/01/24 STA 1                           | -167.58*                |         |      | 1000 50 420460 | 361    |      | 101000          |
| 2                | -M3VM-K9TC         | 06/03/24 STA 1                           | 163.57*                 |         |      | 1000 50 420460 | 361    |      | 101000          |
| 3                | -7F1K-6CFF         | 06/10/24 OFFICE SUPPLIES                 | 35.14*                  |         |      | 1000 10 420510 | 210    |      | 101000          |
| 4                | -6MT7-Y4WN         | 06/18/24 OFFICE SUPPLIES                 | 38.94*                  |         |      | 1000 10 420510 | 210    |      | 101000          |
|                  |                    | Total for Vendor:                        | 70.07                   |         |      |                |        |      |                 |
| 45361            | 82423S             | 32 BIG BEAR SIGN COMPANY                 | 20.00                   |         |      |                |        |      |                 |
| 1                | 2024-939           | 06/27/24 363                             | 20.00                   |         |      | 1000 20 420440 | 373    |      | 101000          |
|                  |                    | Total for Vendor:                        | 20.00                   |         |      |                |        |      |                 |
| 45360            | 82424S             | 1299 CITY OF MISSOULA-FINANCE            | 52.57                   |         |      |                |        |      |                 |
| 1                | 0626244500         | 06/26/24 STA 2                           | 30.38                   |         |      | 1000 10 420510 | 341    |      | 101000          |
| 2                | 0625247965         | 06/25/24 STA 6                           | 22.19                   |         |      | 1000 10 420510 | 341    |      | 101000          |
|                  |                    | Total for Vendor:                        | 52.57                   |         |      |                |        |      |                 |
| 45367            | -99643C            | 76 CULLIGAN WATER CONDITIONING           | 156.50                  |         |      |                |        |      |                 |
| 1                | 0625247138         | 06/25/24 ALL STATIONS                    | 156.50                  |         |      | 1000 10 420510 | 341    |      | 101000          |
|                  |                    | Total for Vendor:                        | 156.50                  |         |      |                |        |      |                 |
| 45372            | 82425S             | 1840 IMAGE TREND                         | 6,825.00                |         |      |                |        |      |                 |
| 1                | 0630243352         | 06/30/24 ANNUAL FEE                      | 6,825.00                |         |      | 1000 10 420510 | 368    |      | 101000          |
|                  |                    | Total for Vendor:                        | 6,825.00                |         |      |                |        |      |                 |
| 45354            | 82426S             | 1638 KARL TYLER'S EXPRESS LUBE           | 138.49                  |         |      |                |        |      |                 |
| 1                | 125159             | 06/27/24 WHITE FUSION                    | 45.04                   |         |      | 1000 20 420440 | 372    |      | 101000          |
| 2                | 107483             | 06/27/24 309                             | 45.04                   |         |      | 1000 20 420440 | 372    |      | 101000          |
| 3                | 125178             | 06/28/24 332                             | 48.41                   |         |      | 1000 20 420440 | 372    |      | 101000          |
|                  |                    | Total for Vendor:                        | 138.49                  |         |      |                |        |      |                 |

07/22/24  
13:57:06

MISSOULA RURAL FIRE DISTRICT  
Claim Details  
For the Accounting Period: 6/24

Page: 2 of 5  
Report ID: AP100V

For dates posted from 07/02/24 to 07/17/24

\* ... Over spent expenditure

| Claim/<br>Line # | Check<br>Invoice #/Inv Date/Description | Vendor #/Name/<br>Description    | Document \$/<br>Line \$ | Disc \$ | PO # | Fund Org Acct  | Object | Proj | Cash<br>Account |
|------------------|---|----------------------------------|-------------------------|---------|------|----------------|--------|------|-----------------|
| 45357            | -99644C                                 | 1282 LIFE-ASSIST, INC            | 6,076.56                |         |      |                |        |      |                 |
| 1                | 1442900 06/05/24                        | MEDICAL SUPPLIES                 | 2,000.66*               |         |      | 1000 80 420461 | 222    |      | 101000          |
| 2                | 1444628 06/11/24                        | MEDICAL SUPPLIES                 | 623.00*                 |         |      | 1000 80 420461 | 222    |      | 101000          |
| 3                | 1447341 06/19/24                        | MEDICAL SUPPLIES                 | 76.50*                  |         |      | 1000 80 420461 | 222    |      | 101000          |
| 4                | 1447825 06/21/24                        | MEDICAL SUPPLIES                 | 137.80*                 |         |      | 1000 80 420461 | 222    |      | 101000          |
| 5                | 1449030 06/26/24                        | MEDICAL SUPPLIES                 | 1,504.10*               |         |      | 1000 80 420461 | 222    |      | 101000          |
| 6                | 1449044 06/26/24                        | MEDICAL SUPPLIES                 | 1,734.50*               |         |      | 1000 80 420461 | 222    |      | 101000          |
|                  |   | Total for Vendor:                | 6,076.56                |         |      |                |        |      |                 |
| 45392            | -99640C                                 | 148 LITHIA MOTORS                | 28.14                   |         |      |                |        |      |                 |
| 1                | 17027 06/14/24                          | 325                              | 28.14*                  |         |      | 1000 20 420440 | 272    |      | 101000          |
|                  |   | Total for Vendor:                | 28.14                   |         |      |                |        |      |                 |
| 45393            | 82437S                                  | 1894 LOWE'S                      | 31.87                   |         |      |                |        |      |                 |
| 1                | 998874 06/02/24                         | STA 2                            | 8.14                    |         |      | 1000 50 420460 | 362    |      | 101000          |
| 2                | 992525 06/17/24                         | SIA 2                            | 23.73                   |         |      | 1000 50 420460 | 362    |      | 101000          |
|                  |   | Total for Vendor:                | 31.87                   |         |      |                |        |      |                 |
| 45362            | 82419S                                  | 1853 MATTHEW MCINTYRE            | 247.00                  |         |      |                |        |      |                 |
| 1                | 063024MM01 06/30/24                     | MCINTYRE SPRING SEM PARAME       | 247.00                  |         |      | 1000 60 420462 | 380    |      | 101000          |
|                  |   | Total for Vendor:                | 247.00                  |         |      |                |        |      |                 |
| 45353            | 82427S                                  | 211 MISSOULA COUNTY WORKERS COMP | 417.98                  |         |      |                |        |      |                 |
| 1                | 063024WC01 06/30/24                     | RFF/VFF JUNE HOURS               | 417.98                  |         |      | 1000 60 420462 | 146    |      | 101000          |
|                  |   | Total for Vendor:                | 417.98                  |         |      |                |        |      |                 |
| 45366            | 82428S                                  | 235 MISSOULA MOTOR PARIS         | 312.94                  |         |      |                |        |      |                 |
| 1                | 011556 06/13/24                         | STA 1                            | 23.98*                  |         |      | 1000 50 420460 | 361    |      | 101000          |
| 2                | 847514 06/26/24                         | 363                              | 167.26*                 |         |      | 1000 20 420440 | 272    |      | 101000          |
| 3                | 014761 06/27/24                         | STA 1                            | 35.97*                  |         |      | 1000 50 420460 | 361    |      | 101000          |
| 4                | 015214 06/28/24                         | 304                              | 52.80*                  |         |      | 1000 20 420440 | 272    |      | 101000          |
| 5                | 848666 06/28/24                         | 307                              | 32.93*                  |         |      | 1000 20 420440 | 272    |      | 101000          |
|                  |   | Total for Vendor:                | 312.94                  |         |      |                |        |      |                 |

07/22/24  
13:57:06

MISSOULA RURAL FIRE DISTRICT  
Claim Details  
For the Accounting Period: 6/24

Page: 3 of 5  
Report ID: AP100V

For dates posted from 07/02/24 to 07/17/24  
\* ... Over spent expenditure

| Claim/<br>Line # | Check<br># | Vendor #/Name/<br>Invoice #/Inv Date/Description | Document \$/<br>Line \$ | Disc \$ | PO # | Fund Org Acct  | Object | Proj | Cash<br>Account |
|------------------|------------|--|-------------------------|---------|------|----------------|--------|------|-----------------|
| 45355            | -99645C    | 244 MISSOULA TEXTILE SERVICES                    | 370.17                  |         |      |                |        |      |                 |
| 1                | 06302420   | 06/30/24 ALL STATIONS                            | 370.17                  |         |      | 1000 10 420510 | 356    |      | 101000          |
|                  |            | Total for Vendor:                                | 370.17                  |         |      |                |        |      |                 |
| 45358            | 82429S     | 205 MT ACE HARDWARE                              | 224.40                  |         |      |                |        |      |                 |
| 1                | 237922037  | 06/06/24 STA 4                                   | 170.93*                 |         |      | 1000 50 420460 | 364    |      | 101000          |
| 2                | 237931863  | 06/12/24 STA 1                                   | 3.49*                   |         |      | 1000 50 420460 | 361    |      | 101000          |
| 3                | 237944445  | 06/20/24 STA 1                                   | 49.98*                  |         |      | 1000 50 420460 | 361    |      | 101000          |
|                  |            | Total for Vendor:                                | 224.40                  |         |      |                |        |      |                 |
| 45369            | 82430S     | 261 MT BOLT INC.                                 | 10.00                   |         |      |                |        |      |                 |
| 1                | 318224     | 06/18/24 325                                     | 10.00*                  |         |      | 1000 20 420440 | 272    |      | 101000          |
|                  |            | Total for Vendor:                                | 10.00                   |         |      |                |        |      |                 |
| 45370            | 82431S     | 1686 NORTH RIDGE FIRE EQUIPMENT                  | 126.95                  |         |      |                |        |      |                 |
| 1                | 33011      | 06/26/24 325                                     | 126.95*                 |         |      | 1000 20 420440 | 272    |      | 101000          |
|                  |            | Total for Vendor:                                | 126.95                  |         |      |                |        |      |                 |
| 45391            | 82438S     | 855 PITNEY BOWES                                 | 150.00                  |         |      |                |        |      |                 |
| 1                | 0614242579 | 06/14/24 POSTAGE                                 | 150.00                  |         |      | 1000 10 420510 | 311    |      | 101000          |
|                  |            | Total for Vendor:                                | 150.00                  |         |      |                |        |      |                 |
| 45374            | 82432S     | 927 PITNEY BOWES, INC                            | 88.92                   |         |      |                |        |      |                 |
| 1                | 3319227011 | 06/13/24 METER LEASE                             | 88.92                   |         |      | 1000 10 420510 | 356    |      | 101000          |
|                  |            | Total for Vendor:                                | 88.92                   |         |      |                |        |      |                 |
| 45356            | 82433S     | 31 REPUBLIC SERVICES #889                        | 1,107.68                |         |      |                |        |      |                 |
| 1                | -003595976 | 06/30/24 ALL STATIONS                            | 1,107.68*               |         |      | 1000 10 420510 | 342    |      | 101000          |
|                  |            | Total for Vendor:                                | 1,107.68                |         |      |                |        |      |                 |
| 45365            | 82434S     | 204 RON LUBKE                                    | 29.00                   |         |      |                |        |      |                 |
| 1                | 063024RL01 | 06/30/24 LUBKE JUN GYM REIMB                     | 29.00                   |         |      | 1000 50 420460 | 132    |      | 101000          |
|                  |            | Total for Vendor:                                | 29.00                   |         |      |                |        |      |                 |

07/22/24  
13:57:06

MISSOULA RURAL FIRE DISTRICT  
Claim Details  
For the Accounting Period: 6/24

Page: 4 of 5  
Report ID: AP100V

For dates posted from 07/02/24 to 07/17/24  
\* ... Over spent expenditure

| Claim/<br>Line # | Check<br>Invoice # | Vendor #/Name/<br>Inv Date/Description | Document \$/<br>Line \$ | Disc \$ | PO #       | Fund Org Acct  | Object | Proj | Cash<br>Account |
|------------------|--------------------|--|-------------------------|---------|------------|----------------|--------|------|-----------------|
| 45376            | 82435S             | 349 SAFETY KLEEN CORPORATION           | 204.84                  |         |            |                |        |      |                 |
| 1                | 94618749           | 06/13/24 SOLVENT                       | 204.84*                 |         |            | 1000 20 420440 | 370    |      | 101000          |
|                  |                    | Total for Vendor:                      | 204.84                  |         |            |                |        |      |                 |
| 45389            | -99641C            | 705 SEA WESTERN FIRE APPARATUS &       | 1,238.85                |         |            |                |        |      |                 |
| 1                | INV33459           | 06/24/24 SCBA                          | 254.95                  |         |            | 1000 50 420460 | 204    |      | 101000          |
| 2                | INV33571           | 06/26/24 SHOP                          | 983.90                  |         |            | 1000 20 420440 | 270    |      | 101000          |
|                  |                    | Total for Vendor:                      | 1,238.85                |         |            |                |        |      |                 |
| 45359            | 82436S             | 360 SHIPPING DEPOT                     | 33.98                   |         |            |                |        |      |                 |
| 1                | 28225              | 06/07/24 AIR SAMPLES                   | 11.15                   |         |            | 1000 10 420510 | 311    |      | 101000          |
| 2                | 28627              | 06/13/24 5 VALLEY RESTORATION          | 22.83                   |         |            | 1000 10 420510 | 311    |      | 101000          |
|                  |                    | Total for Vendor:                      | 33.98                   |         |            |                |        |      |                 |
| 45390            | 82439S             | 1916 SIRUIS CONSTRUCTION, INC.         | 112,923.36              |         |            |                |        |      |                 |
| 1                | 063024SIRI         | 06/30/24 STA 6                         | 112,923.36              |         |            | 1000 50 420460 | 367    |      | 101000          |
|                  |                    | Total for Vendor:                      | 112,923.36              |         |            |                |        |      |                 |
| 45375            | -99642C            | 369 STAPLES                            | 209.99                  |         |            |                |        |      |                 |
| 1                | 6005137436         | 06/23/24 BC'S OFFICE                   | 209.99                  |         |            | 1000 20 420440 | 221    |      | 101000          |
|                  |                    | Total for Vendor:                      | 209.99                  |         |            |                |        |      |                 |
|                  |                    | # of Claims                            | 26                      | Total:  | 131,122.76 | # of Vendors   | 20     |      |                 |
|                  |                    | Total Electronic Claims                |                         |         | 8,080.21   |                |        |      |                 |
|                  |                    | Total Non-Electronic Claims            |                         |         | 123042.55  |                |        |      |                 |

07/22/24  
13:57:07

MISSOULA RURAL FIRE DISTRICT  
Fund Summary for Claims  
For the Accounting Period: 6/24

Page: 5 of 5  
Report ID: AP110

---

| Fund/Account                              | Amount     |
|---|------------|
| 1000 GENERAL FUND                         |            |
| 101000 CASH ON DEPOSIT - COUNTY TREASURER | 131,122.76 |
| Total:                                    | 131,122.76 |

---

*R*

08/07/24  
13:46:39

MISSOULA RURAL FIRE DISTRICT  
Claim Details  
For the Accounting Period: 7/24

Page: 1 of 16  
Report ID: AP100V

\* ... Over spent expenditure

| Claim/<br>Line # | Check<br>Invoice #/Inv Date/ | Vendor #/Name/<br>Description | Document \$/<br>Line \$ | Disc \$ | PO # | Fund Org Acct  | Object | Proj | Cash<br>Account |
|------------------|------------------------------|-------------------------------|-------------------------|---------|------|----------------|--------|------|-----------------|
| 45475            | 82498S 1661                  | ALEC BRAY                     | 27.50                   |         |      |                |        |      |                 |
| 1                | 073124AB01 07/31/24          | BRAY JULY GYM REIMB           | 27.50                   |         |      | 1000 50 420460 | 132    |      | 101000          |
|                  |                              | <b>Total for Vendor:</b>      | <b>27.50</b>            |         |      |                |        |      |                 |
| 45456            | -99626C 8                    | ALLBRAND'S APPLIANCE SERVICE  | 645.00                  |         |      |                |        |      |                 |
| 1                | 181227 07/12/24              | STA 1                         | 645.00                  |         |      | 1000 50 420460 | 361    |      | 101000          |
|                  |                              | <b>Total for Vendor:</b>      | <b>645.00</b>           |         |      |                |        |      |                 |
| 45481            | 82503S 933                   | ALLEGIS CORPORATION           | 62.90                   |         |      |                |        |      |                 |
| 1                | 3018615 07/09/24             | 347                           | 62.90                   |         |      | 1000 20 420440 | 272    |      | 101000          |
|                  |                              | <b>Total for Vendor:</b>      | <b>62.90</b>            |         |      |                |        |      |                 |
| 45433            | 82479S 1788                  | AMAZON CAPITAL SERVICES       | 84.98                   |         |      |                |        |      |                 |
| 1                | -RMKQ-XY6M 07/22/24          | OFFICE SUPPLIES               | 11.00                   |         |      | 1000 10 420510 | 210    |      | 101000          |
| 2                | -V7M7-NQV1 07/03/24          | OFFICE SUPPLIES               | 37.00                   |         |      | 1000 10 420510 | 210    |      | 101000          |
| 3                | -HY1G-1WLG 07/31/24          | SHOP                          | 36.98                   |         |      | 1000 20 420440 | 270    |      | 101000          |
|                  |                              | <b>Total for Vendor:</b>      | <b>84.98</b>            |         |      |                |        |      |                 |
| 45412            | 82460S 715                   | ANDY BROWN                    | 54.00                   |         |      |                |        |      |                 |
| 1                | 071324AB01 07/13/24          | WL SWLO PREPO PER DIEM        | 54.00                   |         |      | 1000 50 420460 | 379    |      | 101000          |
|                  |                              | <b>Total for Vendor:</b>      | <b>54.00</b>            |         |      |                |        |      |                 |
| 45427            | 82461S 1899                  | APEX PLUMBING AND HEATING     | 799.95                  |         |      |                |        |      |                 |
| 1                | 1240729252 07/29/24          | STA 4                         | 799.95                  |         |      | 1000 50 420460 | 364    |      | 101000          |
|                  |                              | <b>Total for Vendor:</b>      | <b>799.95</b>           |         |      |                |        |      |                 |
| 45418            | 82462S 1917                  | AVI GOODIN                    | 436.00                  |         |      |                |        |      |                 |
| 1                | 072624AG01 07/26/24          | WL SWLO PREPO PER DIEM        | 436.00                  |         |      | 1000 50 420460 | 379    |      | 101000          |
|                  |                              | <b>Total for Vendor:</b>      | <b>436.00</b>           |         |      |                |        |      |                 |
| 45421            | 82463S 1219                  | BEN CROCKER                   | 126.39                  |         |      |                |        |      |                 |
| 1                | 072924BC01 07/29/24          | NFA FOOD SUPPLIES             | 126.39                  |         |      | 1000 30 420430 | 220    |      | 101000          |
|                  |                              | <b>Total for Vendor:</b>      | <b>126.39</b>           |         |      |                |        |      |                 |

08/07/24  
13:46:39

MISSOULA RURAL FIRE DISTRICT  
Claim Details  
For the Accounting Period: 7/24

Page: 2 of 16  
Report ID: AP100V

\* ... Over spent expenditure

| Claim/<br>Line # | Check<br>Invoice #/Inv Date/Description     | Vendor #/Name/<br>#/Name/    | Document \$/<br>Line \$ | Disc \$ | PO # | Fund Org Acct  | Object | Proj | Cash<br>Account |
|------------------|---|------------------------------|-------------------------|---------|------|----------------|--------|------|-----------------|
| 45458            | -99625C                                     | 33 BIG SKY FIRE EQUIPMENT    | 89.51                   |         |      |                |        |      |                 |
| 1                | 0504423 07/15/24 SCBA                       |                              | 89.51                   |         |      | 1000 50 420460 | 204    |      | 101000          |
|                  |   | <b>Total for Vendor:</b>     | <b>89.51</b>            |         |      |                |        |      |                 |
| 45385            | -99638C                                     | 473 BLACK MOUNTAIN SOFTWARE  | 11,267.20               |         |      |                |        |      |                 |
| 1                | INV-00924 07/01/24 ANNUAL SERVICE & SUPPORT |                              | 11,267.20               |         |      | 1000 10 420510 | 368    |      | 101000          |
|                  |   | <b>Total for Vendor:</b>     | <b>11,267.20</b>        |         |      |                |        |      |                 |
| 45379            | 82440S                                      | 819 BLACKFOOT COMMUNICATIONS | 328.50                  |         |      |                |        |      |                 |
| 1                | 0701246467 07/01/24 STA 2                   |                              | 328.50                  |         |      | 1000 10 420510 | 345    |      | 101000          |
|                  |   | <b>Total for Vendor:</b>     | <b>328.50</b>           |         |      |                |        |      |                 |
| 45447            | 82477S                                      | 1480 BRIAN LAFOREST          | 15.00                   |         |      |                |        |      |                 |
| 1                | 073124BL01 07/31/24 LAFOREST JULY GYM REIMB |                              | 15.00                   |         |      | 1000 20 420440 | 132    |      | 101000          |
|                  |   | <b>Total for Vendor:</b>     | <b>15.00</b>            |         |      |                |        |      |                 |
| 45381            | 82441S                                      | 1424 CHARTER                 | 752.70                  |         |      |                |        |      |                 |
| 1                | 3301070124 07/01/24 STA 1                   |                              | 540.00                  |         |      | 1000 10 420510 | 345    |      | 101000          |
| 2                | 8801070124 07/01/24 STA 5                   |                              | 212.70                  |         |      | 1000 10 420510 | 345    |      | 101000          |
| 45396            | 82448S                                      | 1424 CHARTER                 | 570.11                  |         |      |                |        |      |                 |
| 1                | 1401071424 07/14/24 STA 5                   |                              | 329.27                  |         |      | 1000 10 420510 | 345    |      | 101000          |
| 2                | 4701071424 07/14/24 STA 6                   |                              | 227.62                  |         |      | 1000 10 420510 | 345    |      | 101000          |
| 3                | 0711246052 07/11/24 STA 1                   |                              | 13.22                   |         |      | 1000 10 420510 | 345    |      | 101000          |
| 45429            | 82464S                                      | 1424 CHARTER                 | 302.63                  |         |      |                |        |      |                 |
| 1                | 0121719072 07/20/24 STA 4                   |                              | 302.63                  |         |      | 1000 10 420510 | 345    |      | 101000          |
|                  |   | <b>Total for Vendor:</b>     | <b>1,625.44</b>         |         |      |                |        |      |                 |
| 45448            | 82478S                                      | 1583 CITI CARDS              | 9,308.28                |         |      |                |        |      |                 |
| 1                | 0718249808 07/18/24 SUPPRESSION MEALS       |                              | 29.55                   |         |      | 1000 50 420460 | 379    |      | 101000          |
| 2                | 0718249808 07/18/24 SUPPRESSION MEALS       |                              | 93.16                   |         |      | 1000 50 420460 | 379    |      | 101000          |
| 3                | 0718249808 07/18/24 SUPPRESSION MEALS       |                              | 35.67                   |         |      | 1000 50 420460 | 379    |      | 101000          |
| 4                | 0718249808 07/18/24 SUPPRESSION MEALS       |                              | 35.99                   |         |      | 1000 50 420460 | 379    |      | 101000          |
| 5                | 0718249808 07/18/24 CA WL                   |                              | 120.18                  |         |      | 1000 50 420460 | 379    |      | 101000          |
| 6                | 0718249808 07/18/24 CA WL                   |                              | 120.18                  |         |      | 1000 50 420460 | 379    |      | 101000          |

08/07/24  
13:46:39

MISSOULA RURAL FIRE DISTRICT  
Claim Details  
For the Accounting Period: 7/24

Page: 3 of 16  
Report ID: AP100V

\* ... Over spent expenditure

| Claim/<br>Line # | Check<br>Invoice #/Inv Date/Description   | Vendor #/Name/ | Document \$/<br>Line \$ | Disc \$ | PO # | Fund Org Acct  | Object | Proj | Cash<br>Account |
|------------------|---|----------------|-------------------------|---------|------|----------------|--------|------|-----------------|
| 7                | 0718249808 07/18/24 CA WL                 |                | 120.18                  |         |      | 1000 50 420460 | 379    |      | 101000          |
| 8                | 0718249808 07/18/24 ADVERTISING           |                | 464.06                  |         |      | 1000 10 420510 | 391    |      | 101000          |
| 9                | 0718249808 07/18/24 WL SUPPLIES           |                | 326.70                  |         |      | 1000 50 420460 | 229    |      | 101000          |
| 10               | 0718249808 07/18/24 FUEL                  |                | 21.63                   |         |      | 1000 20 420440 | 231    |      | 101000          |
| 11               | 0718249808 07/18/24 FUEL                  |                | 21.63                   |         |      | 1000 20 420440 | 231    |      | 101000          |
| 12               | 0718249808 07/18/24 FUEL                  |                | 30.22                   |         |      | 1000 20 420440 | 231    |      | 101000          |
| 13               | 0718249808 07/18/24 FUEL                  |                | 30.22                   |         |      | 1000 20 420440 | 231    |      | 101000          |
| 14               | 0718249808 07/18/24 FUEL                  |                | 22.62                   |         |      | 1000 20 420440 | 231    |      | 101000          |
| 15               | 0718249808 07/18/24 CA WL                 |                | 103.64                  |         |      | 1000 50 420460 | 379    |      | 101000          |
| 16               | 0718249808 07/18/24 CA WL                 |                | 103.64                  |         |      | 1000 50 420460 | 379    |      | 101000          |
| 17               | 0718249808 07/18/24 CA WL                 |                | 103.64                  |         |      | 1000 50 420460 | 379    |      | 101000          |
| 18               | 0718249808 07/18/24 363                   |                | 380.51                  |         |      | 1000 20 420440 | 272    |      | 101000          |
| 19               | 0718249808 07/18/24 FUEL                  |                | 24.37                   |         |      | 1000 20 420440 | 231    |      | 101000          |
| 20               | 0718249808 07/18/24 REHAB                 |                | 27.19                   |         |      | 1000 50 420460 | 220    |      | 101000          |
| 21               | 0718249808 07/18/24 FINLAY CHANGE LODGING |                | 115.40                  |         |      | 1000 10 420510 | 379    |      | 101000          |
| 22               | 0718249808 07/18/24 INCIDENT MEAL         |                | 91.00                   |         |      | 1000 50 420460 | 379    |      | 101000          |
| 23               | 0718249808 07/18/24 INCIDENT MEAL         |                | 155.40                  |         |      | 1000 50 420460 | 379    |      | 101000          |
| 24               | 0718249808 07/18/24 SMALL TOOLS           |                | 248.00                  |         |      | 1000 20 420440 | 234    |      | 101000          |
| 25               | 0718249808 07/18/24 IPAD CHARGERS         |                | 131.92                  |         |      | 1000 10 420510 | 268    |      | 101000          |
| 26               | 0718249808 07/18/24 IPAD CHARGERS         |                | 6.00                    |         |      | 1000 10 420510 | 268    |      | 101000          |
| 27               | 0718249808 07/18/24 332                   |                | 535.20                  |         |      | 1000 20 420440 | 272    |      | 101000          |
| 28               | 0718249808 07/18/24 CA WL                 |                | 192.99                  |         |      | 1000 50 420460 | 379    |      | 101000          |
| 29               | 0718249808 07/18/24 CA WL                 |                | 192.99                  |         |      | 1000 50 420460 | 379    |      | 101000          |
| 30               | 0718249808 07/18/24 CA WL                 |                | 192.99                  |         |      | 1000 50 420460 | 379    |      | 101000          |
| 31               | 0718249808 07/18/24 FUEL                  |                | 20.51                   |         |      | 1000 20 420440 | 231    |      | 101000          |
| 32               | 0718249808 07/18/24 CA WL                 |                | 1,231.84                |         |      | 1000 50 420460 | 379    |      | 101000          |
| 33               | 0718249808 07/18/24 CA WL                 |                | 1,231.84                |         |      | 1000 50 420460 | 379    |      | 101000          |
| 34               | 0718249808 07/18/24 CA WL                 |                | 1,231.84                |         |      | 1000 50 420460 | 379    |      | 101000          |
| 35               | 0718249808 07/18/24 FUEL                  |                | 88.29                   |         |      | 1000 20 420440 | 231    |      | 101000          |
| 36               | 0718249808 07/18/24 CA WL                 |                | 132.24                  |         |      | 1000 50 420460 | 379    |      | 101000          |
| 37               | 0718249808 07/18/24 CA WL                 |                | 438.15                  |         |      | 1000 50 420460 | 379    |      | 101000          |
| 38               | 0718249808 07/18/24 CA WL                 |                | 477.30                  |         |      | 1000 50 420460 | 379    |      | 101000          |
| 39               | 0718249808 07/18/24 FUEL                  |                | 149.60                  |         |      | 1000 20 420440 | 231    |      | 101000          |
| 40               | 0718249808 07/18/24 CA WL                 |                | 139.00                  |         |      | 1000 50 420460 | 379    |      | 101000          |
| 41               | 0718249808 07/18/24 CA WL                 |                | 139.00                  |         |      | 1000 50 420460 | 379    |      | 101000          |
| 42               | 0718249808 07/18/24 CA WL                 |                | 150.92                  |         |      | 1000 50 420460 | 379    |      | 101000          |
| 43               | 0718249808 07/18/24 CA WL                 |                | -66.00                  |         |      | 1000 50 420460 | 379    |      | 101000          |

08/07/24  
13:46:39

MISSOULA RURAL FIRE DISTRICT  
Claim Details  
For the Accounting Period: 7/24

Page: 4 of 16  
Report ID: API00V

\* ... Over spent expenditure

| Claim/<br>Line #         | Check<br>Invoice # | Vendor #/Name/<br>Inv Date/Description | Document \$/<br>Line \$ | Disc \$ | PO # | Fund Org Acct  | Object | Proj | Cash<br>Account |
|--------------------------|--------------------|--|-------------------------|---------|------|----------------|--------|------|-----------------|
| 44                       | 0718249808         | 07/18/24 CA WL                         | -66.56                  |         |      | 1000 50 420460 | 379    |      | 101000          |
| 45                       | 0718249808         | 07/18/24 CA WL                         | -66.56                  |         |      | 1000 50 420460 | 379    |      | 101000          |
| <b>Total for Vendor:</b> |                    |  | <b>9,308.28</b>         |         |      |                |        |      |                 |
| 45476                    | 82499S             | 58 CITY OF MISSOULA                    | 52.57                   |         |      |                |        |      |                 |
| 1                        | 0725247965         | 07/25/24 STA 6                         | 22.19                   |         |      | 1000 10 420510 | 341    |      | 101000          |
| 2                        | 0726244500         | 07/26/24 STA 2                         | 30.38                   |         |      | 1000 10 420510 | 341    |      | 101000          |
| <b>Total for Vendor:</b> |                    |  | <b>52.57</b>            |         |      |                |        |      |                 |
| 45387                    | 82442S             | 1299 CITY OF MISSOULA-FINANCE          | 38.03                   |         |      |                |        |      |                 |
| 1                        | 0702247950         | 07/02/24 STA 1                         | 38.03                   |         |      | 1000 10 420510 | 341    |      | 101000          |
| <b>Total for Vendor:</b> |                    |  | <b>38.03</b>            |         |      |                |        |      |                 |
| 45411                    | 82465S             | 216 CLEARWATER CREDIT UNION            | 4,804.12                |         |      |                |        |      |                 |
| 1                        | 0722244600         | 07/22/24 ZOOM                          | 16.59                   |         |      | 1000 10 420510 | 368    |      | 101000          |
| 2                        | 0722244600         | 07/22/24 STA 5                         | 1,317.00                |         |      | 1000 50 420460 | 365    |      | 101000          |
| 3                        | 0722244600         | 07/22/24 FINLAY FL SYMPOSIUM FLIGHT    | 59.99                   |         |      | 1000 10 420510 | 379    |      | 101000          |
| 4                        | 0722244600         | 07/22/24 FINLAY FL SYMPOSIUM FLIGHT    | 59.99                   |         |      | 1000 10 420510 | 379    |      | 101000          |
| 5                        | 0722244600         | 07/22/24 FINLAY FL SYMPOSIUM FLIGHT    | 119.99                  |         |      | 1000 10 420510 | 379    |      | 101000          |
| 6                        | 0722244600         | 07/22/24 FINLAY FL SYMPOSIUM FLIGHT    | 119.99                  |         |      | 1000 10 420510 | 379    |      | 101000          |
| 7                        | 0722244600         | 07/22/24 FINLAY FL SYMPOSIUM           | 465.00                  |         |      | 1000 10 420510 | 380    |      | 101000          |
| 8                        | 0722244600         | 07/22/24 FINLAY FL SYMPOSIUM FLIGHT    | 30.00                   |         |      | 1000 10 420510 | 379    |      | 101000          |
| 9                        | 0722244600         | 07/22/24 FINLAY FL SYMPOSIUM FLIGHT    | 437.95                  |         |      | 1000 10 420510 | 379    |      | 101000          |
| 10                       | 0722244600         | 07/22/24 FEES                          | 2.10                    |         |      | 1000 10 420510 | 356    |      | 101000          |
| 11                       | 0722244600         | 07/22/24 JULY 303 CAR WASH             | 26.99                   |         |      | 1000 20 420440 | 372    |      | 101000          |
| 12                       | 0722244600         | 07/22/24 JULY 301 CAR WASH             | 26.99                   |         |      | 1000 20 420440 | 372    |      | 101000          |
| 13                       | 0722244600         | 07/22/24 JULY 302 CAR WASH             | 26.99                   |         |      | 1000 20 420440 | 372    |      | 101000          |
| 14                       | 0722244600         | 07/22/24 FINLAY NV SYMPOSIUM           | 450.00                  |         |      | 1000 10 420510 | 380    |      | 101000          |
| 15                       | 0722244600         | 07/22/24 BUSINESS CARDS                | 32.08                   |         |      | 1000 10 420510 | 320    |      | 101000          |
| 16                       | 0722244600         | 07/22/24 FINLAY FL SYMPOSIUM LODGIN    | 258.77                  |         |      | 1000 10 420510 | 379    |      | 101000          |
| 17                       | 0722244600         | 07/22/24 REHAB                         | 439.99                  |         |      | 1000 50 420460 | 220    |      | 101000          |
| 18                       | 0722244600         | 07/22/24 REHAB                         | 380.73                  |         |      | 1000 50 420460 | 220    |      | 101000          |
| 19                       | 0722244600         | 07/22/24 CELL PHONE MOUNT              | 19.99                   |         |      | 1000 10 420510 | 345    |      | 101000          |
| 20                       | 0722244600         | 07/22/24 DUFNER ALERRT                 | 500.00                  |         |      | 1000 50 420460 | 380    |      | 101000          |
| 21                       | 0722244600         | 07/22/24 ADOBE                         | 12.99                   |         |      | 1000 10 420510 | 368    |      | 101000          |
| <b>Total for Vendor:</b> |                    |  | <b>4,804.12</b>         |         |      |                |        |      |                 |

08/07/24  
13:46:39

MISSOULA RURAL FIRE DISTRICT  
Claim Details  
For the Accounting Period: 7/24

Page: 5 of 16  
Report ID: AP100V

\* ... Over spent expenditure

| Claim/<br>Line # | Check<br>Invoice #/Inv Date/Description | Vendor #/Name/<br>Date/Description | Document \$/<br>Line \$ | Disc \$ | PO # | Fund Org Acct  | Object | Proj | Cash<br>Account |
|------------------|---|------------------------------------|-------------------------|---------|------|----------------|--------|------|-----------------|
| 45423            | 82466S                                  | 1502 CORY HORSENS                  | 200.00                  |         |      |                |        |      |                 |
| 1                | 072924CH01                              | 07/29/24 HORSENS CDL PHYSICAL      | 200.00                  |         |      | 1000 10 420510 | 356    |      | 101000          |
|                  |   | <b>Total for Vendor:</b>           | <b>200.00</b>           |         |      |                |        |      |                 |
| 45477            | -99620C                                 | 76 CULLIGAN WATER CONDITIONING     | 92.50                   |         |      |                |        |      |                 |
| 1                | 0725247138                              | 07/25/24 ALL STATIONS              | 92.50                   |         |      | 1000 10 420510 | 341    |      | 101000          |
|                  |   | <b>Total for Vendor:</b>           | <b>92.50</b>            |         |      |                |        |      |                 |
| 45397            | 82449S                                  | 1738 DYLAN WICK                    | 17.98                   |         |      |                |        |      |                 |
| 1                | 071724DW01                              | 07/17/24 SAWS                      | 17.98                   |         |      | 1000 50 420460 | 206    |      | 101000          |
| 45414            | 82467S                                  | 1738 DYLAN WICK                    | 110.00                  |         |      |                |        |      |                 |
| 1                | 071924DW01                              | 07/19/24 WL SWLO PREPO PER DIEM    | 110.00                  |         |      | 1000 50 420460 | 379    |      | 101000          |
|                  |   | <b>Total for Vendor:</b>           | <b>127.98</b>           |         |      |                |        |      |                 |
| 45469            | -99622C                                 | 1415 GECKO FENCE & LANDSCAPE, LLC  | 280.00                  |         |      |                |        |      |                 |
| 1                | 30528                                   | 07/31/24 STA 1 LAWN MOWING         | 280.00                  |         |      | 1000 50 420460 | 361    |      | 101000          |
|                  |   | <b>Total for Vendor:</b>           | <b>280.00</b>           |         |      |                |        |      |                 |
| 45480            | 82504S                                  | 1430 GRAINGER                      | 60.52                   |         |      |                |        |      |                 |
| 1                | 9194491610                              | 07/25/24 BARRICADE TAPE            | 60.52                   |         |      | 1000 50 420460 | 220    |      | 101000          |
|                  |   | <b>Total for Vendor:</b>           | <b>60.52</b>            |         |      |                |        |      |                 |
| 45471            | -99621C                                 | 1506 HARLOW'S TRUCK CENTER         | 4,886.30                |         |      |                |        |      |                 |
| 1                | 02W6339                                 | 07/31/24 328                       | 4,886.30                |         |      | 1000 20 420440 | 372    |      | 101000          |
|                  |   | <b>Total for Vendor:</b>           | <b>4,886.30</b>         |         |      |                |        |      |                 |
| 45468            | 82480S                                  | 1258 I-STATE TRUCK CENTERS         | 230.53                  |         |      |                |        |      |                 |
| 1                | C253195191                              | 07/26/24 341                       | 230.53                  |         |      | 1000 20 420440 | 272    |      | 101000          |
|                  |   | <b>Total for Vendor:</b>           | <b>230.53</b>           |         |      |                |        |      |                 |
| 45398            | 82450S                                  | 1840 IMAGE TREND                   | 17,416.20               |         |      |                |        |      |                 |
| 1                | S-INV10928                              | 07/16/24 ANNUAL FEE                | 17,416.20               |         |      | 1000 10 420510 | 368    |      | 101000          |
|                  |   | <b>Total for Vendor:</b>           | <b>17,416.20</b>        |         |      |                |        |      |                 |

08/07/24  
13:46:39

MISSOULA RURAL FIRE DISTRICT  
Claim Details  
For the Accounting Period: 7/24

Page: 6 of 16  
Report ID: AP100V

\* ... Over spent expenditure

| Claim/<br>Line # | Check<br>Invoice #/Inv Date/Description | Vendor #/Name/<br>Invoice #/Inv Date/Description | Document \$/<br>Line \$ | Disc \$ | PO # | Fund Org Acct  | Object | Proj | Cash<br>Account |
|------------------|---|--|-------------------------|---------|------|----------------|--------|------|-----------------|
| 45409            | 82451S                                  | 1773 JACOB LAPINSKI                              | 702.00                  |         |      |                |        |      |                 |
| 1                | 24.0704JL                               | 07/04/24 J.LAPINSKI CA PREPO ASSIGNM             | 702.00                  |         |      | 1000 50 420460 | 379    |      | 101000          |
| 45416            | 82468S                                  | 1773 JACOB LAPINSKI                              | 436.00                  |         |      |                |        |      |                 |
| 1                | 072624JL01                              | 07/26/24 WL SWLO PREPO PER DIEM                  | 436.00                  |         |      | 1000 50 420460 | 379    |      | 101000          |
|                  |   | <b>Total for Vendor:</b>                         | <b>1,138.00</b>         |         |      |                |        |      |                 |
| 45415            | 82469S                                  | 1786 JEFF NOBLE                                  | 75.84                   |         |      |                |        |      |                 |
| 1                | 072824JN01                              | 07/28/24 FUEL                                    | 75.84                   |         |      | 1000 20 420440 | 231    |      | 101000          |
| 45425            | 82469S                                  | 1786 JEFF NOBLE                                  | 116.00                  |         |      |                |        |      |                 |
| 1                | 24.0729JN                               | 07/29/24 J.NOBLE BASIN FIRE PER DIEM             | 116.00                  |         |      | 1000 50 420460 | 379    |      | 101000          |
|                  |   | <b>Total for Vendor:</b>                         | <b>191.84</b>           |         |      |                |        |      |                 |
| 45483            | 82505S                                  | 1599 JON GILDEA                                  | 10,500.00               |         |      |                |        |      |                 |
| 1                | 073124JG01                              | 07/31/24 FY25 CONTRACT                           | 10,500.00               |         |      | 1000 80 420461 | 356    |      | 101000          |
|                  |   | <b>Total for Vendor:</b>                         | <b>10,500.00</b>        |         |      |                |        |      |                 |
| 45383            | 82443S                                  | 1351 JON MUIR                                    | 461.69                  |         |      |                |        |      |                 |
| 1                | 070324                                  | 07/03/24 CA WL                                   | 197.21                  |         |      | 1000 20 420440 | 231    |      | 101000          |
| 2                | 070324                                  | 07/03/24 CA WL                                   | 132.24                  |         |      | 1000 50 420460 | 379    |      | 101000          |
| 3                | 070324                                  | 07/03/24 CA WL                                   | 132.24                  |         |      | 1000 50 420460 | 379    |      | 101000          |
| 45408            | 82452S                                  | 1351 JON MUIR                                    | 702.00                  |         |      |                |        |      |                 |
| 1                | 24.0704JM                               | 07/04/24 MUIR CA PREPO ASSIGNMENT                | 702.00                  |         |      | 1000 50 420460 | 379    |      | 101000          |
| 45413            | 82470S                                  | 1351 JON MUIR                                    | 136.00                  |         |      |                |        |      |                 |
| 1                | 071624JM01                              | 07/16/24 WL SWLO PREPO PER DIEM                  | 136.00                  |         |      | 1000 50 420460 | 379    |      | 101000          |
|                  |   | <b>Total for Vendor:</b>                         | <b>1,299.69</b>         |         |      |                |        |      |                 |
| 45395            | 82444S                                  | 1905 KALEVA LAW OFFICE                           | 343.75                  |         |      |                |        |      |                 |
| 1                | 7477                                    | 07/15/24 LEGAL SERVICES                          | 343.75                  |         |      | 1000 10 420510 | 352    |      | 101000          |
|                  |   | <b>Total for Vendor:</b>                         | <b>343.75</b>           |         |      |                |        |      |                 |

08/07/24  
13:46:39

MISSOULA RURAL FIRE DISTRICT  
Claim Details  
For the Accounting Period: 7/24

Page: 7 of 16  
Report ID: AP100V

\* ... Over spent expenditure

| Claim/<br>Line # | Check<br>Invoice #/Inv Date/Description | Vendor #/Name/<br>Invoice #/Inv Date/Description | Document \$/<br>Line \$ | Disc \$ | PO # | Fund Org Acct  | Object | Proj | Cash<br>Account |
|------------------|---|--|-------------------------|---------|------|----------------|--------|------|-----------------|
| 45461            | 82481S                                  | 1638 KARL TYLER'S EXPRESS LUBE                   | 89.24                   |         |      |                |        |      |                 |
| 1                | 107687-S                                | 07/03/24 303                                     | 89.24                   |         |      | 1000 20 420440 | 372    |      | 101000          |
|                  |   | <b>Total for Vendor:</b>                         | <b>89.24</b>            |         |      |                |        |      |                 |
| 45380            | -99639C                                 | 420 KELLEY CREATE CO                             | 217.83                  |         |      |                |        |      |                 |
| 1                | 36908262                                | 07/01/24 COPIER MAINT                            | 217.83                  |         |      | 1000 10 420510 | 356    |      | 101000          |
|                  |   | <b>Total for Vendor:</b>                         | <b>217.83</b>           |         |      |                |        |      |                 |
| 45399            | 82453S                                  | 410 KEPRO  | 782.28                  |         |      |                |        |      |                 |
| 1                | 0074923                                 | 07/01/24 ADMIN                                   | 66.78                   |         |      | 1000 10 420510 | 147    |      | 101000          |
| 2                | 0074923                                 | 07/01/24 RM                                      | 19.08                   |         |      | 1000 20 420440 | 147    |      | 101000          |
| 3                | 0074923                                 | 07/01/24 TO/RVC                                  | 19.08                   |         |      | 1000 30 420430 | 147    |      | 101000          |
| 4                | 0074923                                 | 07/01/24 FP                                      | 9.54                    |         |      | 1000 40 420410 | 147    |      | 101000          |
| 5                | 0074923                                 | 07/01/24 SUP                                     | 477.00                  |         |      | 1000 50 420460 | 147    |      | 101000          |
| 6                | 0074923                                 | 07/01/24 VOL                                     | 190.80                  |         |      | 1000 60 420462 | 147    |      | 101000          |
|                  |   | <b>Total for Vendor:</b>                         | <b>782.28</b>           |         |      |                |        |      |                 |
| 45442            | 82482S                                  | 202 LEGACY GLASS, LLC                            | 325.00                  |         |      |                |        |      |                 |
| 1                | 81373                                   | 07/11/24 304                                     | 325.00                  |         |      | 1000 20 420440 | 372    |      | 101000          |
|                  |   | <b>Total for Vendor:</b>                         | <b>325.00</b>           |         |      |                |        |      |                 |
| 45455            | -99627C                                 | 1282 LIFE-ASSIST, INC                            | 3,302.04                |         |      |                |        |      |                 |
| 1                | 1452547                                 | 07/08/24 MEDICAL SUPPLIES                        | 275.60                  |         |      | 1000 80 420461 | 222    |      | 101000          |
| 2                | 1452710                                 | 07/09/24 MEDICAL SUPPLIES                        | 1,698.31                |         |      | 1000 80 420461 | 222    |      | 101000          |
| 3                | 1453337                                 | 07/10/24 MEDICAL SUPPLIES                        | -76.50                  |         |      | 1000 80 420461 | 222    |      | 101000          |
| 4                | 1456541                                 | 07/19/24 MEDICAL SUPPLIES                        | 1,404.63                |         |      | 1000 80 420461 | 222    |      | 101000          |
|                  |   | <b>Total for Vendor:</b>                         | <b>3,302.04</b>         |         |      |                |        |      |                 |
| 45463            | 82483S                                  | 1894 LOWE'S                                      | 21.31                   |         |      |                |        |      |                 |
| 1                | 996012                                  | 07/06/24 STA 2                                   | 21.31                   |         |      | 1000 50 420460 | 362    |      | 101000          |
|                  |   | <b>Total for Vendor:</b>                         | <b>21.31</b>            |         |      |                |        |      |                 |
| 45363            | 82420S                                  | 1853 MATTHEW MCINTYRE                            | 3,944.20                |         |      |                |        |      |                 |
| 1                | 070824MM01                              | 07/08/24 MCINTYRE                                | 3,944.20                |         |      | 1000 60 420462 | 380    |      | 101000          |

08/07/24  
13:46:39

MISSOULA RURAL FIRE DISTRICT  
Claim Details  
For the Accounting Period: 7/24

Page: 8 of 16  
Report ID: AP100V

\* ... Over spent expenditure

| Claim/<br>Line # | Check<br>Invoice #/Inv Date/Description | Vendor #/Name/<br>Invoice #/Inv Date/Description | Document \$/<br>Line \$ | Disc \$ | PO # | Fund Org Acct  | Object | Proj | Cash<br>Account |
|------------------|---|--|-------------------------|---------|------|----------------|--------|------|-----------------|
| 45422            | 82471S                                  | 1853 MATTHEW MCINTYRE                            | 208.43                  |         |      |                |        |      |                 |
| 1                | 072924MM01                              | 07/29/24 MCINTYRE PARA TEXTBOOK                  | 45.86                   |         |      | 1000 60 420462 | 380    |      | 101000          |
| 2                | 072924MM02                              | 07/29/24 MCINTYRE PARA COURSE                    | 35.66                   |         |      | 1000 60 420462 | 380    |      | 101000          |
| 3                | 072924MM03                              | 07/29/24 MCINTYRE PARA TEXTBOOK                  | 84.96                   |         |      | 1000 60 420462 | 380    |      | 101000          |
| 4                | 072924MM04                              | 07/29/24 MCINTYRE PARA COURSE                    | 41.95                   |         |      | 1000 60 420462 | 380    |      | 101000          |
|                  |   | <b>Total for Vendor:</b>                         | <b>4,152.63</b>         |         |      |                |        |      |                 |
| 45439            | 82484S                                  | 1806 MINUTEMAN PRESS                             | 550.86                  |         |      |                |        |      |                 |
| 1                | 7823                                    | 07/30/24 FIELD MEDICAL REPORT                    | 550.86                  |         |      | 1000 10 420510 | 320    |      | 101000          |
|                  |   | <b>Total for Vendor:</b>                         | <b>550.86</b>           |         |      |                |        |      |                 |
| 45478            | 82500S                                  | 208 MISSOULA COUNTY MEDICAL BENEFITS             | 91,609.20               |         |      |                |        |      |                 |
| 1                | 0000011898                              | 07/31/24 ADMIN                                   | 11,391.80               |         |      | 1000 10 420510 | 143    |      | 101000          |
| 2                | 0000011898                              | 07/31/24 RM/ARM                                  | 4,232.20                |         |      | 1000 20 420440 | 143    |      | 101000          |
| 3                | 0000011898                              | 07/31/24 RVC/TO                                  | 4,232.20                |         |      | 1000 30 420430 | 143    |      | 101000          |
| 4                | 0000011898                              | 07/31/24 FM                                      | 2,116.10                |         |      | 1000 40 420410 | 143    |      | 101000          |
| 5                | 0000011898                              | 07/31/24 SUP                                     | 69,636.90               |         |      | 1000 50 420460 | 143    |      | 101000          |
|                  |   | <b>Total for Vendor:</b>                         | <b>91,609.20</b>        |         |      |                |        |      |                 |
| 45428            | 82472S                                  | 210 MISSOULA COUNTY OEM                          | 500.00                  |         |      |                |        |      |                 |
| 1                | MRFD_FY242                              | 07/10/24 AAIR                                    | 500.00                  |         |      | 1000 80 420461 | 220    |      | 101000          |
|                  |   | <b>Total for Vendor:</b>                         | <b>500.00</b>           |         |      |                |        |      |                 |
| 45459            | 82485S                                  | 211 MISSOULA COUNTY WORKERS COMP                 | 448.61                  |         |      |                |        |      |                 |
| 1                | 073124NC01                              | 07/31/24 VFF/RFF JULY HOURS                      | 448.61                  |         |      | 1000 60 420462 | 146    |      | 101000          |
|                  |   | <b>Total for Vendor:</b>                         | <b>448.61</b>           |         |      |                |        |      |                 |
| 45382            | 82445S                                  | 230 MISSOULA ELECTRIC COOPERATIVE                | 467.06                  |         |      |                |        |      |                 |
| 1                | 0705243950                              | 07/05/24 STA 2                                   | 20.48                   |         |      | 1000 10 420510 | 341    |      | 101000          |
| 2                | 0705243950                              | 07/05/24 STA 6                                   | 246.35                  |         |      | 1000 10 420510 | 341    |      | 101000          |
| 3                | 0705243950                              | 07/05/24 STA 2                                   | 200.23                  |         |      | 1000 10 420510 | 341    |      | 101000          |
|                  |   | <b>Total for Vendor:</b>                         | <b>467.06</b>           |         |      |                |        |      |                 |

08/07/24  
13:46:39

MISSOULA RURAL FIRE DISTRICT  
Claim Details  
For the Accounting Period: 7/24

Page: 9 of 16  
Report ID: AP100V

\* ... Over spent expenditure

| Claim/<br>Line # | Check<br>Invoice #/Inv Date/Description | Vendor #/Name/<br>Invoice #/Inv Date/Description | Document \$/<br>Line \$ | Disc \$ | PO # | Fund Org Acct  | Object | Proj | Cash<br>Account |
|------------------|---|--|-------------------------|---------|------|----------------|--------|------|-----------------|
| 45472            | 82486S                                  | 235 MISSOULA MOTOR PARTS                         | 656.38                  |         |      |                |        |      |                 |
| 1                | 555-849528 07/01/24                     | STA 1  | 36.83                   |         |      | 1000 50 420460 | 361    |      | 101000          |
| 2                | 555-849528 07/01/24                     | 317  | 2.74                    |         |      | 1000 20 420440 | 272    |      | 101000          |
| 3                | 555-850374 07/03/24                     | SHOP   | 6.74                    |         |      | 1000 20 420440 | 270    |      | 101000          |
| 4                | 555-852941 07/10/24                     | STA 4  | 25.69                   |         |      | 1000 50 420460 | 364    |      | 101000          |
| 5                | 555-852941 07/10/24                     | 341  | 16.72                   |         |      | 1000 20 420440 | 272    |      | 101000          |
| 6                | 555-853299 07/11/24                     | 322  | 3.60                    |         |      | 1000 20 420440 | 272    |      | 101000          |
| 7                | 555-853685 07/12/24                     | 322  | 343.90                  |         |      | 1000 20 420440 | 272    |      | 101000          |
| 8                | 555-853800 07/12/24                     | 322  | -54.00                  |         |      | 1000 20 420440 | 272    |      | 101000          |
| 9                | 18887 07/16/24                          | 335  | 6.91                    |         |      | 1000 20 420440 | 272    |      | 101000          |
| 10               | 555-857493 07/22/24                     | DEF  | 31.98                   |         |      | 1000 20 420440 | 231    |      | 101000          |
| 11               | 20603 07/23/24                          | STA 1  | 37.44                   |         |      | 1000 50 420460 | 361    |      | 101000          |
| 12               | 555-858739 07/24/24                     | 315  | 14.29                   |         |      | 1000 20 420440 | 272    |      | 101000          |
| 13               | 21319 07/26/24                          | 311  | 35.97                   |         |      | 1000 20 420440 | 272    |      | 101000          |
| 14               | 555-859409 07/26/24                     | 334  | 22.92                   |         |      | 1000 20 420440 | 272    |      | 101000          |
| 15               | 555-860128 07/29/24                     | 334  | 22.92                   |         |      | 1000 20 420440 | 272    |      | 101000          |
| 16               | 555-860468 07/29/24                     | STA 6  | 54.78                   |         |      | 1000 50 420460 | 366    |      | 101000          |
| 17               | 555-860863 07/30/24                     | STA 5  | 28.08                   |         |      | 1000 50 420460 | 365    |      | 101000          |
| 18               | 555-855245 07/16/24                     | 322  | -3.60                   |         |      | 1000 20 420440 | 272    |      | 101000          |
| 19               | 19328 07/17/24                          | 335  | 22.47                   |         |      | 1000 20 420440 | 272    |      | 101000          |
|                  |   | <b>Total for Vendor:</b>                         | <b>656.38</b>           |         |      |                |        |      |                 |
| 45430            | -99635C                                 | 244 MISSOULA TEXTILE SERVICES                    | 423.31                  |         |      |                |        |      |                 |
| 1                | 07302420 07/30/24                       | ALL STATIONS                                     | 423.31                  |         |      | 1000 10 420510 | 356    |      | 101000          |
|                  |   | <b>Total for Vendor:</b>                         | <b>423.31</b>           |         |      |                |        |      |                 |
| 45450            | 82487S                                  | 1904 MONTANA BROOM AND BRUSH SUPPLY              | 403.26                  |         |      |                |        |      |                 |
| 1                | 1425404-0 07/03/24                      | STA 4  | 45.77                   |         |      | 1000 50 420460 | 364    |      | 101000          |
| 2                | 1428593-0 07/12/24                      | STA 4  | 33.32                   |         |      | 1000 50 420460 | 364    |      | 101000          |
| 3                | 1428593-1 07/17/24                      | STA 4  | 43.48                   |         |      | 1000 50 420460 | 364    |      | 101000          |
| 4                | 1428594-0 07/11/24                      | STA 2  | 38.91                   |         |      | 1000 50 420460 | 362    |      | 101000          |
| 5                | 1428596-0 07/12/24                      | STA 6  | 14.91                   |         |      | 1000 50 420460 | 366    |      | 101000          |
| 6                | 1428892-0 07/12/24                      | STA 1  | 64.14                   |         |      | 1000 50 420460 | 361    |      | 101000          |
| 7                | 1428892-1 07/16/24                      | STA 1  | 4.54                    |         |      | 1000 50 420460 | 361    |      | 101000          |
| 8                | 1735697-0 07/29/24                      | STA 4  | 158.19                  |         |      | 1000 50 420460 | 364    |      | 101000          |
|                  |   | <b>Total for Vendor:</b>                         | <b>403.26</b>           |         |      |                |        |      |                 |

08/07/24  
13:46:39

MISSOULA RURAL FIRE DISTRICT  
Claim Details  
For the Accounting Period: 7/24

Page: 10 of 16  
Report ID: AP100V

\* ... Over spent expenditure

| Claim/<br>Line # | Check<br>Invoice #/Inv Date/Description | Vendor #/Name/<br>#/Inv Date/Description | Document \$/<br>Line \$ | Disc \$ | PO # | Fund Org Acct  | Object | Proj | Cash<br>Account |
|------------------|---|--|-------------------------|---------|------|----------------|--------|------|-----------------|
| 45452            | 82488S                                  | 1285 MOUNTAIN INK & TONER                | 53.96                   |         |      |                |        |      |                 |
| 1                | 168167 07/01/24                         | PRINTER TONER                            | 53.96                   |         |      | 1000 10 420510 | 220    |      | 101000          |
|                  |   | <b>Total for Vendor:</b>                 | <b>53.96</b>            |         |      |                |        |      |                 |
| 45464            | 82489S                                  | 205 MT ACE HARDWARE                      | 101.97                  |         |      |                |        |      |                 |
| 1                | 237972386 07/09/24                      | SHOP                                     | 4.99                    |         |      | 1000 20 420440 | 270    |      | 101000          |
| 2                | 237976529 07/12/24                      | WL SUPPLIES                              | 28.00                   |         |      | 1000 50 420460 | 229    |      | 101000          |
| 3                | 237981147 07/15/24                      | FAN FOR FRONT OFFICE                     | 59.99                   |         |      | 1000 10 420510 | 210    |      | 101000          |
| 4                | 237992281 07/22/24                      | 351                                      | 8.99                    |         |      | 1000 20 420440 | 272    |      | 101000          |
|                  |   | <b>Total for Vendor:</b>                 | <b>101.97</b>           |         |      |                |        |      |                 |
| 45466            | -99623C                                 | 1542 MT COFFEE EXPRESS                   | 204.00                  |         |      |                |        |      |                 |
| 1                | 5600 07/10/24                           | STA 1                                    | 102.00                  |         |      | 1000 10 420510 | 210    |      | 101000          |
| 2                | 5696 07/31/24                           | STA 1                                    | 102.00                  |         |      | 1000 10 420510 | 210    |      | 101000          |
|                  |   | <b>Total for Vendor:</b>                 | <b>204.00</b>           |         |      |                |        |      |                 |
| 45420            | 82473S                                  | 445 MT CRIMINAL RECORDS                  | 30.00                   |         |      |                |        |      |                 |
| 1                | 072224FING 07/22/24                     | FF CROWELL FINGERPRINTING                | 30.00                   |         |      | 1000 10 420510 | 356    |      | 101000          |
|                  |   | <b>Total for Vendor:</b>                 | <b>30.00</b>            |         |      |                |        |      |                 |
| 45432            | 82490S                                  | 1322 MURDOCHS RANCH & HOME SUPPLY        | 5.48                    |         |      |                |        |      |                 |
| 1                | 9604549160 06/28/24                     | CHIPPER                                  | 5.48                    |         |      | 1000 20 420440 | 272    |      | 101000          |
|                  |   | <b>Total for Vendor:</b>                 | <b>5.48</b>             |         |      |                |        |      |                 |
| 45426            | 82474S                                  | 1649 NATHAN LAPINSKI                     | 116.00                  |         |      |                |        |      |                 |
| 1                | 24.0729NL 07/29/24                      | N.LAPINSKI BASIN FIRE PER D              | 116.00                  |         |      | 1000 50 420460 | 379    |      | 101000          |
|                  |   | <b>Total for Vendor:</b>                 | <b>116.00</b>           |         |      |                |        |      |                 |
| 45453            | 82491S                                  | 295 NORCO                                | 143.22                  |         |      |                |        |      |                 |
| 1                | 41286407 07/31/24                       | CYLINDER RENT                            | 143.22                  |         |      | 1000 80 420461 | 356    |      | 101000          |
|                  |   | <b>Total for Vendor:</b>                 | <b>143.22</b>           |         |      |                |        |      |                 |
| 45384            | 82446S                                  | 547 NORTHWESTERN ENERGY                  | 522.56                  |         |      |                |        |      |                 |
| 1                | 07012494-6 07/01/24                     | STA 5                                    | 492.17                  |         |      | 1000 10 420510 | 341    |      | 101000          |
| 2                | 07012457-3 07/01/24                     | OLD STA 5                                | 30.39                   |         |      | 1000 10 420510 | 341    |      | 101000          |

08/07/24  
13:46:39

MISSOULA RURAL FIRE DISTRICT  
Claim Details  
For the Accounting Period: 7/24

Page: 11 of 16  
Report ID: AP100V

\* ... Over spent expenditure

| Claim/<br>Line # | Check<br>Invoice #/Inv Date/Description | Vendor #/Name/<br>Invoice #/Inv Date/Description | Document \$/<br>Line \$ | Disc \$ | PO # | Fund Org Acct  | Object | Proj | Cash<br>Account |
|------------------|---|--|-------------------------|---------|------|----------------|--------|------|-----------------|
| 45400            | 82454S                                  | 547 NORTHWESTERN ENERGY                          | 2,033.00                |         |      |                |        |      |                 |
| 1                | 07162458-3                              | 07/16/24 STA 4                                   | 901.05                  |         |      | 1000 10 420510 | 341    |      | 101000          |
| 2                | 07172415-4                              | 07/17/24 STA 6                                   | 72.71                   |         |      | 1000 10 420510 | 341    |      | 101000          |
| 3                | 07182441-3                              | 07/18/24 STA 1                                   | 961.49                  |         |      | 1000 10 420510 | 341    |      | 101000          |
| 4                | 07182425-3                              | 07/18/24 STA 1                                   | 97.75                   |         |      | 1000 10 420510 | 341    |      | 101000          |
| 45419            | 82475S                                  | 547 NORTHWESTERN ENERGY                          | 42.78                   |         |      |                |        |      |                 |
| 1                | 07222485-4                              | 07/22/24 STA 2                                   | 42.78                   |         |      | 1000 10 420510 | 341    |      | 101000          |
|                  |   | <b>Total for Vendor:</b>                         | <b>2,598.34</b>         |         |      |                |        |      |                 |
| 45470            | 82492S                                  | 312 PACIFIC STEEL                                | 10.36                   |         |      |                |        |      |                 |
| 1                | 8782746                                 | 07/30/24 363                                     | 10.36                   |         |      | 1000 20 420440 | 272    |      | 101000          |
|                  |   | <b>Total for Vendor:</b>                         | <b>10.36</b>            |         |      |                |        |      |                 |
| 45401            | 82455S                                  | 114 PAUL FINLAY                                  | 27.00                   |         |      |                |        |      |                 |
| 1                | 072224PF01                              | 07/22/24 FINLAY LEGAL MEETING PER D              | 27.00                   |         |      | 1000 10 420510 | 379    |      | 101000          |
|                  |   | <b>Total for Vendor:</b>                         | <b>27.00</b>            |         |      |                |        |      |                 |
| 45407            | 82456S                                  | 968 PHIL RICHARDS                                | 702.00                  |         |      |                |        |      |                 |
| 1                | 24.0704PR                               | 07/04/24 RICHARDS CA PREPO ASSIGNMEN             | 702.00                  |         |      | 1000 50 420460 | 379    |      | 101000          |
|                  |   | <b>Total for Vendor:</b>                         | <b>702.00</b>           |         |      |                |        |      |                 |
| 45435            | -99633C                                 | 1725 PIERCE LEASING                              | 750.00                  |         |      |                |        |      |                 |
| 1                | 0062066                                 | 07/22/24 OFFICE TRAILER 7/16-8/12                | 750.00                  |         |      | 1000 10 420510 | 530    |      | 101000          |
|                  |   | <b>Total for Vendor:</b>                         | <b>750.00</b>           |         |      |                |        |      |                 |
| 45431            | -99634C                                 | 988 PLATT  | 64.18                   |         |      |                |        |      |                 |
| 1                | 5I29507                                 | 07/09/24 322                                     | 64.18                   |         |      | 1000 20 420440 | 272    |      | 101000          |
|                  |   | <b>Total for Vendor:</b>                         | <b>64.18</b>            |         |      |                |        |      |                 |
| 45454            | -99628C                                 | 756 POMP'S TIRE SERVICE, INC                     | 61.40                   |         |      |                |        |      |                 |
| 1                | 185C033174                              | 07/09/24 304                                     | 61.40                   |         |      | 1000 20 420440 | 233    |      | 101000          |
|                  |   | <b>Total for Vendor:</b>                         | <b>61.40</b>            |         |      |                |        |      |                 |

08/07/24  
13:46:39

MISSOULA RURAL FIRE DISTRICT  
Claim Details  
For the Accounting Period: 7/24

Page: 12 of 16  
Report ID: AP100V

\* ... Over spent expenditure

| Claim/<br>Line # | Check<br>Invoice #/Inv Date/Description  | Vendor #/Name/<br>Invoice #/Inv Date/Description | Document \$/<br>Line \$ | Disc \$ | PO # | Fund Org Acct  | Object | Proj | Cash<br>Account |
|------------------|--|--|-------------------------|---------|------|----------------|--------|------|-----------------|
| 45465            | -99624C                                  | 1239 REHBEIN FORD                                | 15,079.19               |         |      |                |        |      |                 |
| 1                | 72792 07/31/24 301                       |  | 15,079.19               |         |      | 1000 20 420440 | 372    |      | 101000          |
|                  |  | <b>Total for Vendor:</b>                         | <b>15,079.19</b>        |         |      |                |        |      |                 |
| 45473            | 82501S                                   | 31 REPUBLIC SERVICES #889                        | 1,110.37                |         |      |                |        |      |                 |
| 1                | -003612686 07/31/24 ALL STATIONS         |  | 1,110.37                |         |      | 1000 10 420510 | 342    |      | 101000          |
|                  |  | <b>Total for Vendor:</b>                         | <b>1,110.37</b>         |         |      |                |        |      |                 |
| 45474            | 82502S                                   | 204 RON LUBKE                                    | 29.00                   |         |      |                |        |      |                 |
| 1                | 073124RL01 07/31/24 LUBKE JULY GYM REIMB |  | 29.00                   |         |      | 1000 50 420460 | 132    |      | 101000          |
|                  |  | <b>Total for Vendor:</b>                         | <b>29.00</b>            |         |      |                |        |      |                 |
| 45386            | 82447S                                   | 718 SAURER'S PUMP SERVICE                        | 1,857.75                |         |      |                |        |      |                 |
| 1                | 635 07/01/24 STA 1                       |  | 1,640.25                |         |      | 1000 50 420460 | 361    |      | 101000          |
| 2                | 637 07/02/24 STA 1                       |  | 217.50                  |         |      | 1000 50 420460 | 361    |      | 101000          |
|                  |  | <b>Total for Vendor:</b>                         | <b>1,857.75</b>         |         |      |                |        |      |                 |
| 45443            | -99630C                                  | 1471 SAW SHOP                                    | 1.45                    |         |      |                |        |      |                 |
| 1                | 5332 07/24/24 CHAINSAWS                  |  | 1.45                    |         |      | 1000 50 420460 | 206    |      | 101000          |
|                  |  | <b>Total for Vendor:</b>                         | <b>1.45</b>             |         |      |                |        |      |                 |
| 45467            | 82493S                                   | 360 SHIPPING DEPOT                               | 42.29                   |         |      |                |        |      |                 |
| 1                | 30305 07/08/24 322                       |  | 33.04                   |         |      | 1000 10 420510 | 311    |      | 101000          |
| 2                | 31004 07/16/24 311                       |  | 9.25                    |         |      | 1000 10 420510 | 311    |      | 101000          |
|                  |  | <b>Total for Vendor:</b>                         | <b>42.29</b>            |         |      |                |        |      |                 |
| 45446            | 82494S                                   | 1419 SOLESTONE REIMBURSEMENT SERVICES            | 1,005.36                |         |      |                |        |      |                 |
| 1                | 1847-1 07/12/24 RFF NEW HIRE             |  | 1,005.36                |         |      | 1000 60 420462 | 391    |      | 101000          |
|                  |  | <b>Total for Vendor:</b>                         | <b>1,005.36</b>         |         |      |                |        |      |                 |
| 45444            | -99629C                                  | 628 SUMMIT FIRE & SECURITY LLC                   | 929.00                  |         |      |                |        |      |                 |
| 1                | 1978031 07/17/24 STA 1 INSPECTION        |  | 107.00                  |         |      | 1000 50 420460 | 305    |      | 101000          |
| 2                | 1978036 07/17/24 STA 2 INSPECTION        |  | 192.00                  |         |      | 1000 50 420460 | 305    |      | 101000          |
| 3                | 1978039 07/17/24 STA 4 INSPECTION        |  | 304.00                  |         |      | 1000 50 420460 | 305    |      | 101000          |
| 4                | 1978043 07/17/24 STA 5 INSPECTION        |  | 222.00                  |         |      | 1000 50 420460 | 305    |      | 101000          |
| 5                | 1978047 07/17/24 STA 6 INSPECTION        |  | 104.00                  |         |      | 1000 50 420460 | 305    |      | 101000          |
|                  |  | <b>Total for Vendor:</b>                         | <b>929.00</b>           |         |      |                |        |      |                 |

08/07/24  
13:46:39

MISSOULA RURAL FIRE DISTRICT  
Claim Details  
For the Accounting Period: 7/24

Page: 13 of 16  
Report ID: AP100V

\* ... Over spent expenditure

| Claim/<br>Line # | Check<br>Invoice #/Inv Date/Description | Vendor #/Name/<br>Invoice #/Inv Date/Description | Document \$/<br>Line \$ | Disc \$ | PO # | Fund Org Acct  | Object | Proj | Cash<br>Account |
|------------------|---|--|-------------------------|---------|------|----------------|--------|------|-----------------|
| 45440            | -99631C                                 | 1707 TEAR IT UP LLC                              | 54.60                   |         |      |                |        |      |                 |
| 1                | 67818 07/24/24                          | SHREDDING SERVICES                               | 54.60                   |         |      | 1000 10 420510 | 356    |      | 101000          |
|                  |   | <b>Total for Vendor:</b>                         | <b>54.60</b>            |         |      |                |        |      |                 |
| 45410            | 82476S                                  | 87 TIM DEVOS                                     | 39.58                   |         |      |                |        |      |                 |
| 1                | 072524TD01 07/25/24                     | STA 1  | 39.58                   |         |      | 1000 50 420460 | 361    |      | 101000          |
| 45424            | 82476S                                  | 87 TIM DEVOS                                     | 116.00                  |         |      |                |        |      |                 |
| 1                | 24.0729TD 07/29/24                      | DEVOS BASIN FIRE PER DIEM                        | 116.00                  |         |      | 1000 50 420460 | 379    |      | 101000          |
|                  |   | <b>Total for Vendor:</b>                         | <b>155.58</b>           |         |      |                |        |      |                 |
| 45438            | -99632C                                 | 463 TRI ARC, INC.                                | 34.96                   |         |      |                |        |      |                 |
| 1                | R29882 07/31/24                         | CYLINDER RENTAL                                  | 34.96                   |         |      | 1000 20 420440 | 370    |      | 101000          |
|                  |   | <b>Total for Vendor:</b>                         | <b>34.96</b>            |         |      |                |        |      |                 |
| 45404            | 82457S                                  | 1881 TRUGREEN                                    | 141.50                  |         |      |                |        |      |                 |
| 1                | 0709248465 07/09/24                     | STA 4  | 141.50                  |         |      | 1000 50 420460 | 364    |      | 101000          |
|                  |   | <b>Total for Vendor:</b>                         | <b>141.50</b>           |         |      |                |        |      |                 |
| 45402            | 82458S                                  | 696 UNIVERSITY OF MONTANA                        | 4,874.60                |         |      |                |        |      |                 |
| 1                | 790893022 07/21/24                      | SANTOS PARA FALL 2024                            | 4,874.60                |         |      | 1000 50 420460 | 380    |      | 101000          |
|                  |   | <b>Total for Vendor:</b>                         | <b>4,874.60</b>         |         |      |                |        |      |                 |
| 45441            | 82495S                                  | 1628 UNIVISION                                   | 3,475.00                |         |      |                |        |      |                 |
| 1                | 256883 07/01/24                         | VELOCITY HOURS                                   | 1,710.00                |         |      | 1000 10 420510 | 368    |      | 101000          |
| 2                | 256732 07/01/24                         | MICROSOFT 365                                    | 1,765.00                |         |      | 1000 10 420510 | 368    |      | 101000          |
|                  |   | <b>Total for Vendor:</b>                         | <b>3,475.00</b>         |         |      |                |        |      |                 |
| 45403            | -99637C                                 | 408 VERIZON WIRELESS                             | 1,228.91                |         |      |                |        |      |                 |
| 1                | 9968843159 07/11/24                     | WIRELESS   | 1,228.91                |         |      | 1000 10 420510 | 345    |      | 101000          |
|                  |   | <b>Total for Vendor:</b>                         | <b>1,228.91</b>         |         |      |                |        |      |                 |
| 45437            | 82496S                                  | 782 WESTERN STATES EQUIPMENT COMPANY             | 520.00                  |         |      |                |        |      |                 |
| 1                | IN00287044 07/29/24                     | STA 5  | 208.00                  |         |      | 1000 50 420460 | 301    |      | 101000          |
| 2                | IN00287313 07/30/24                     | STA 6  | 312.00                  |         |      | 1000 50 420460 | 301    |      | 101000          |
|                  |   | <b>Total for Vendor:</b>                         | <b>520.00</b>           |         |      |                |        |      |                 |

08/07/24  
13:46:39

MISSOULA RURAL FIRE DISTRICT  
Claim Details  
For the Accounting Period: 7/24

Page: 14 of 16  
Report ID: AP100V

\* ... Over spent expenditure

| Claim/<br>Line #                   | Check<br>Invoice #/Inv | Vendor #/Name/<br>Date/Description | Document \$/<br>Line \$ | Disc \$          | PO #              | Fund Org Acct       | Object | Proj      | Cash<br>Account |
|------------------------------------|------------------------|------------------------------------|-------------------------|------------------|-------------------|---------------------|--------|-----------|-----------------|
| 45460                              | 82497S                 | 1724 WEX BANK                      | 13,156.22               |                  |                   |                     |        |           |                 |
| 1                                  | 98839159               | 07/31/24 FUEL                      | 13,156.22               |                  |                   | 1000 20 420440      | 231    |           | 101000          |
| <b>Total for Vendor:</b>           |                        |                                    | <b>13,156.22</b>        |                  |                   |                     |        |           |                 |
| <b># of Claims</b>                 |                        |                                    | <b>87</b>               | <b>Total:</b>    | <b>219,045.38</b> | <b># of Vendors</b> |        | <b>57</b> |                 |
| <b>Total Electronic Claims</b>     |                        |                                    |                         | <b>39,611.38</b> |                   |                     |        |           |                 |
| <b>Total Non-Electronic Claims</b> |                        |                                    |                         | <b>179434.00</b> |                   |                     |        |           |                 |

08/07/24  
13:46:39

MISSOULA RURAL FIRE DISTRICT  
Claim from Another Period Cancelled in this Period  
For the Accounting Period: 7/24

Page: 15 of 16  
Report ID: AP100

\* ... Over spent expenditure

| Claim Line # | Check Invoice #/Inv Date/Description | Vendor #/Name/              | Document \$/<br>Line \$ | Disc \$                                    | PO # | Fund Org Acct  | Object Proj | Cash Account  |
|--------------|--------------------------------------|-----------------------------|-------------------------|--|------|----------------|-------------|---------------|
|              | *** Cancelled in 7/24 ****           |                             |                         | *** Claim from another period ( 1/23) **** |      |                |             |               |
| 43383        | 1792                                 | MONTANA MOBILE STORAGE, INC | 170.00                  |  |      |                |             |               |
| 1            | 26057 01/13/23                       | CONEX BOX                   | 170.00                  |  |      | 1000 10 420510 | 356         | 101000        |
|              | *** Cancelled in 7/24 ****           |                             |                         | *** Claim from another period ( 9/23) **** |      |                |             |               |
| 44227        | 855                                  | PITNEY BOWES                | 150.00                  |  |      |                |             |               |
| 1            | 0828234579 08/28/23                  | POSTAGE                     | 150.00                  |  |      | 1000 10 420510 | 311         | 101000        |
|              |                                      | <b># of Claims</b>          | <b>2</b>                | <b>Total:</b>                              |      |                |             | <b>320.00</b> |

08/07/24  
13:46:39

MISSOULA RURAL FIRE DISTRICT  
Fund Summary for Claims  
For the Accounting Period: 7/24

Page: 16 of 16  
Report ID: AP110

---


| Fund/Account                              | Amount            |
|---|-------------------|
| 1000 GENERAL FUND                         |                   |
| 101000 CASH ON DEPOSIT - COUNTY TREASURER | 218,725.38        |
| <b>Total:</b>                             | <b>218,725.38</b> |

---

Claims reviewed and approved for payment at the Regular scheduled Missoula Rural Fire District Board of Trustee Meeting held Tuesday, August 13<sup>th</sup>, 2024, at 4:00 PM.

  
\_\_\_\_\_ Melissa Schnee, Finance/HR Director

  
\_\_\_\_\_ Ben Murphy, Chairman

  
\_\_\_\_\_ Dick Mangan, Secretary

PO BOX 1404  
Lolo MT 59847  
Aug 3, 2024

DEAR MSCA RURAL FIRE,

PLEASE EXCUSE MY SCRIBBLE. PERHAPS YOU CAN FIND SOMEONE WHO CAN TRANSLATE HYROGLYPHICS.

I'VE LIVED THRU TORNADOES, HURRICANE! JUMPED OFF THE CORNICE ATOP LOVE PEAK WHILE STILL SNOWPLOW SKIING. APPARENTLY THE DEVIL HAS A RESTRAINING ORDER ON ME. I'M ASHAMED TO ADMIT HOW TERRIFIED I WAS WHEN THE STORM HIT LAST WEEK.

I HAD JUST COME HOME FROM THE LOW FOOD BANK. I PICKED UP FOOD FOR MYSELF AND OTHERS WHO COULD NOT TAKE IT OVER TO THE FOOD BANK. A CRACK OF THUNDER. I TURNED ON THE WEATHER RADAR. THE STORM WAS BRIGHT RED. LIGHTNING THAT WAS IN THE ELECTRICAL WIRES OF MY CAMP TRAILER, THE POWER BLOSSOMED. AC + FANS WERE DOING 100MPH, AC LIGHTS WERE BLAZING BRIGHT. THEN THE WIND PICKED UP MY TRAILER, LEANED IT OVER, I GRABBED BLANKETS, THREW THEM OVER MY 2 RESCUE DOGS AND MYSELF. I WAS SCREAMING, THE DOGS WERE HOWLING. THEN THE WIND SLAMMED THE TRAILER INTO THE GROUND.

I AM THE CARETAKER AT THE BITTERROOT GATEWAY TRAILER + RV PARK. I WORK FOR TERRY BURKHOLDER. THAT MEANS YOU SHOULD PRAY FOR ME. MR BURKHOLDER IS MEAN BUT YOU CAN'T BE FRIENDS WHEN

2

YOU RUN A TRAILER PARK, I'M HAVING CHEST PAINS, CAN'T CATCH MY BREATH. THE 3 OF US ARE STILL TREMBLING, THE PHONE IS RINGING. I HAD TO COMFORT AND HELP OTHER RESIDENTS HERE.

MY BIGGEST CONCERN WAS ROXANA IN RUID. THE POWER WAS OUT, SHE IS ON OXYGEN, NEEDS POWER. SHE SAID SHE HAD ONE PORTABLE BOTTLE MAYBE LASTING 8 HRS. SHE WASN'T GOING TO BREATHE ALL THE TIME TO CONSERVE THE OXYGEN. I CALLED STATIONS ON THEIR LAND LINE, EXPLAINED THE PROBLEM. GAVE CONTACT INFO, THE FIREMEN PROMISED ME THEY WOULD LOOK AFTER ROXANA, AND COULD COME RIGHT OVER IF NEEDED.

I PEEKED OUTSIDE AND MY STEPS WERE PARTIALLY DESTROYED. WE WERE TRAPPED INSIDE. I AM A VIET VET. I TEXTED MY FELLOW AMERICAN LEGION FRIENDS. IN THE MORNING THE HANCOCK'S SHOWED AND REPAIRED MY STEPS. I TOOK MY DOGS FOR A WALK AT TRAVELER'S REST PARK. I STILL HAD CHEST PAINS.

I STOPPED AT STATION 5, RANG THE BELL AND WAS ALLOWED INSIDE. I ASKED IF THEY COULD JUST TAKE MY BLOOD PRESSURE RECOUNTING MY STORM EXPERIENCE. I HAVE HAD A LOT OF INTERACTIONS WITH STATION 5 DURING MY TENURE AT THE COMMUNITY CENTER, 12 YRS. I WAS 200 OVER SOMETHING. I TOLD THEM I WAS ASHAMED BECAUSE I HAD GOTTEN SO SCARED. ONE FIREMAN SPOKE OF HIS ANXIETY WHEN I ASKED IF THEY COULD CHECK MY

BLOOD SUGAR. I HAD ONLY A CUP OF TEA SINCE BEFORE THE STORM. IT WAS LOW. THEY TALKED ME INTO AN EKG, TILLED OUT A ROOM. I WAS WORRIED THEY WOULD GET INTO TROUBLE BECAUSE I HADN'T CALLED 911. AS A SENIOR LIVING ALONE IT WAS UNCOMFORTING TO BE CARED FOR. I PROMISED TO EACH A SANDWICH INSTEAD OF SOMETHING SUGARY. I LIED AND SAID I WOULD CONSIDER GOING TO THE ER.

BACK HOME AN ELDERLY MAN, RANDY, WAS AT MY DOOR BECAUSE A BIG SPRUE WAS LEANING OVER HIS SINGLE WIDE MOBILE. UPON SEEING IT I CALL 911 FOR A FIRE DEPT RESPONSE. THE SAME FIRE CREW RESPONDED. MADE A DETERMINATION, CONVINCED RANDY HE COULDN'T LIVE IN HIS TRAILER UNTIL THE TREE COULD BE REMOVED. PUT UP CAUTION TAPE. TURNED OUT WHEN MR BURKHOLDER WAS CONTACTED HE WAS AT ROCKING THE RIVERS IN THREE FALLS. SAID TO LEAVE HIM THE ~~FX~~ ALONE, HE'D BE HOME IN 2 OR 3 DAYS. WHEN MR BURKHOLDER IS GONE I KNOW TO STAY AROUND AND BE THE VOICE OF REASON.

THE MEN IN STATION 5 ARE THE BEST. MIC DETRUMPT WAS ALWAYS NICE INSPECTING THE COMMUNITY CENTER I WAS HOSTING AN EVENT ONCE WITH OVER 200 PEOPLE, I SOUGHT ADVICE OF THE CHAIR ARRANGEMENT. I WANTED TO ENSURE SAFE BUILDING EVACUATION IN THE EVENT OF AN EMERGENCY. I GOT DIRECTIONS ON THE CHAIR SET UP. JUST LAST WEEK PETE GARDINO WAS KIND

ENOUGH TO GIVE ME SOME OF HIS PRECIOUS TIME. I WAS RESEARCHING A CAR EXPLOSION AND SUBSEQUENT FIRE. MY FATHER FOUGHT THE FIRE. CAME HOME LOOKING LIKE A BIG BURNED HOT DOG, SCREAMED AT MY MUM. THE WATER SPREAD THE FIRE, WE WERE ALL BURNING ALIVE UNTIL THE AIRPORT FIRE TRUCK PUT US + THE FIRE OUT. THE FIRE TRUCK, I JUST FOUND OUT, WAS FROM LA GUARDIA AIRPORT. JUST A BIZARRE COINCIDENCE IT WAS IN ISLIP FOR A 3 DAY EVENT. IT WAS THE MURDER OF A YOUNG WOMAN WHO HAD BEEN DRUGGED + RAPED BY A MARRIED MAN, GOTTEN PREGNANT. THE EXPLOSION WAS MAYBE A WEEK AFTER BABY CHARLIE WAS BORN. THE MAN WANTED HER BABY, SHE HAD REFUSED. 1961 OR 1962. I NEED TO STOP FOR A MINUTE TO CRY QUIETLY SO I DON'T UPSET MY DOGS.

EVEN BEFORE 9/11, I WAS VISITING MY DAD IN BALTIMORE THEN, I HELD THE OPINION FIREMEN, POLICEMEN, AND THE MILITARY SHOULD BE PAID LIKE FOOTBALL PLAYERS. WHEN THERE IS DANGER REGULAR FOLK RUN SCREAMING FEET DON'T FALL ME NOW. THERE WAS A SONG JIM DANDY TO THE RESULT, GO JIM DANDY GO. I PERSONALLY HAVE RUN AND SCREAMED THAT SONG.


YOU GUYS GAVE ME WINTER COATS FOR SOME SMALL KIDS WHO'S MOM TOLD ME SHE HAD NO MONEY FOR WINTER COATS.

WITH MY FIXED INCOME I AGAIN I AM A SHAMED I HAVE NO MEANS TO EXPRESS MY HEART FELT GRATITUDE. YOU SAVED US FROM THE MORMON CREEK FIRE. YOU SAVED THE HAYLOFT WHEN THE NEON SIGN CAUGHT THE ROOF ON FIRE. SO MANY YEARS AGO I WAS DOING SOMETHING OUTSIDE OF THE COMMUNITY CENTER. A YOUNG BOY HAD FALLEN OFF HIS BIKE, SCRAPED UP HIS LEG BECAUSE THE CHAIN BROKE AND BOUND UP THE WHEELS. A QUICK RESPONSE FROM STATION 5. THE FELLAS BANDAGED HIS LEG, HELPED HIM STOP CRYING, THEN FIXED HIS BICYCLE, ONE FIREFIGHTER THEN WALKED THE BOY HOME INTO 2 RIVERS MOBILE PARK.

I TRULY BELIEVE IN ANGELS. ABSOLUTELY THANK YOU THANK YOU THANK YOU.

KAREN SANDERS  
 AND ALL OF Lulu  
 406 880 8703

*Thanks for coming to our  
aid when we needed  
you!!*



James Y. Murashige  
4575 Spurgin Rd  
Missoula MT 59804-4515

Return to: City Clerk  
City of Missoula  
435 Ryman Street  
Missoula MT 59802-4297

### RESOLUTION NUMBER 8779

**A resolution to annex and incorporate within the boundaries of the City of Missoula, Montana land described as Lot 59 of U.S. GOVERNMENT SUBDIVISION #2, located in Section 30, Township 13 North, Range 19 West, P.M.M., and the alley way located in the block containing Lots 59-61 of U.S. Government Subdivision #2, as shown in Exhibit A, and zone Lot 59 B2-2 Community Business, based on the findings of fact in the staff report, subject to the condition of annexation approval.**

**LEGAL DESCRIPTION:** Lot 59 of U.S. Government Subdivision #2, located in Section 30, Township 13 North, Range 19 West, Principal Meridian Montana (P.M.M.) as shown on Exhibit A attached hereto and made a part hereof.

**WHEREAS,** The Feist Limited Partnership, owner of 100% of the property described herein as 2612 South Ave. has filed Petition No. 10205 with the City Clerk requesting annexation and waiving the need to prepare a service plan for the annexation; and

**WHEREAS,** it is the Missoula City Council's decision to consider this petition for annexation pursuant to the statutory annexation by petition method set forth in Title 7 Chapter 2 Part 46 Section 4601 (3)(a)(ii) Montana Code Annotated (MCA); and

**WHEREAS,** Section 7-2-4211 MCA requires municipalities to include the full width of any public street or road right-of-way that are adjacent to the property being annexed; and

**WHEREAS,** the South Avenue right-of-way adjacent to the southern boundary of the parcel is already within the municipal boundary of the City of Missoula; and

**WHEREAS,** the City has included the full width of the alley right-of-way from 26<sup>th</sup> Avenue to 27<sup>th</sup> Avenue in the annexation boundary as shown on Exhibit A; and

**WHEREAS,** the herein described property is within the City of Missoula Utilities Service Area boundary, the City has current and future capacity to serve the property and development; and the owners/developers will pay all costs to extend the municipal sewer and water service to the property; and

**WHEREAS,** the City Council desires the annexation and zoning of the herein described property be conditioned upon annexation subject to the following condition:

1. Any vehicular approaches from South Ave. shall be located across from Old Fort Road or on the east half of the parcel, subject to review and approval by Public Works and Mobility, prior to building permit approval.

**WHEREAS**, the parcel described herein are currently zoned NC Neighborhood Center in the County and the recommended zoning in the City is B2-2 Community Business in accordance with MCA 76-2-303 (3)(a) and Missoula Municipal Code criterion 20.85.040(1)(2a), it is the intention of the City of Missoula to annex this property with the recommended city zoning. **FURTHER**, the parcels are situated adjacent to City Council Ward Area No. 5 and the Two Rivers Neighborhood Council District, and it is the intention of the Council to add these parcels to said Ward and Neighborhood Council District; and

**WHEREAS**, there was duly and regularly passed and adopted by the Council of the City of Missoula and approved by the Mayor on 5/20/2024, Resolution Number 8776 stating the City's intention to consider extending the City limits to include the within described properties and Council set a public hearing for 6/10/2024 at its regularly scheduled City Council meeting to hear all matters pertaining to the annexation and zoning of said property; and

**WHEREAS**, the City published notice of such proposed extension of the city limits on 5/4/2024 and 5/11/2024 as provided by Section 76-2-303 and 7-1-4127 MCA; and

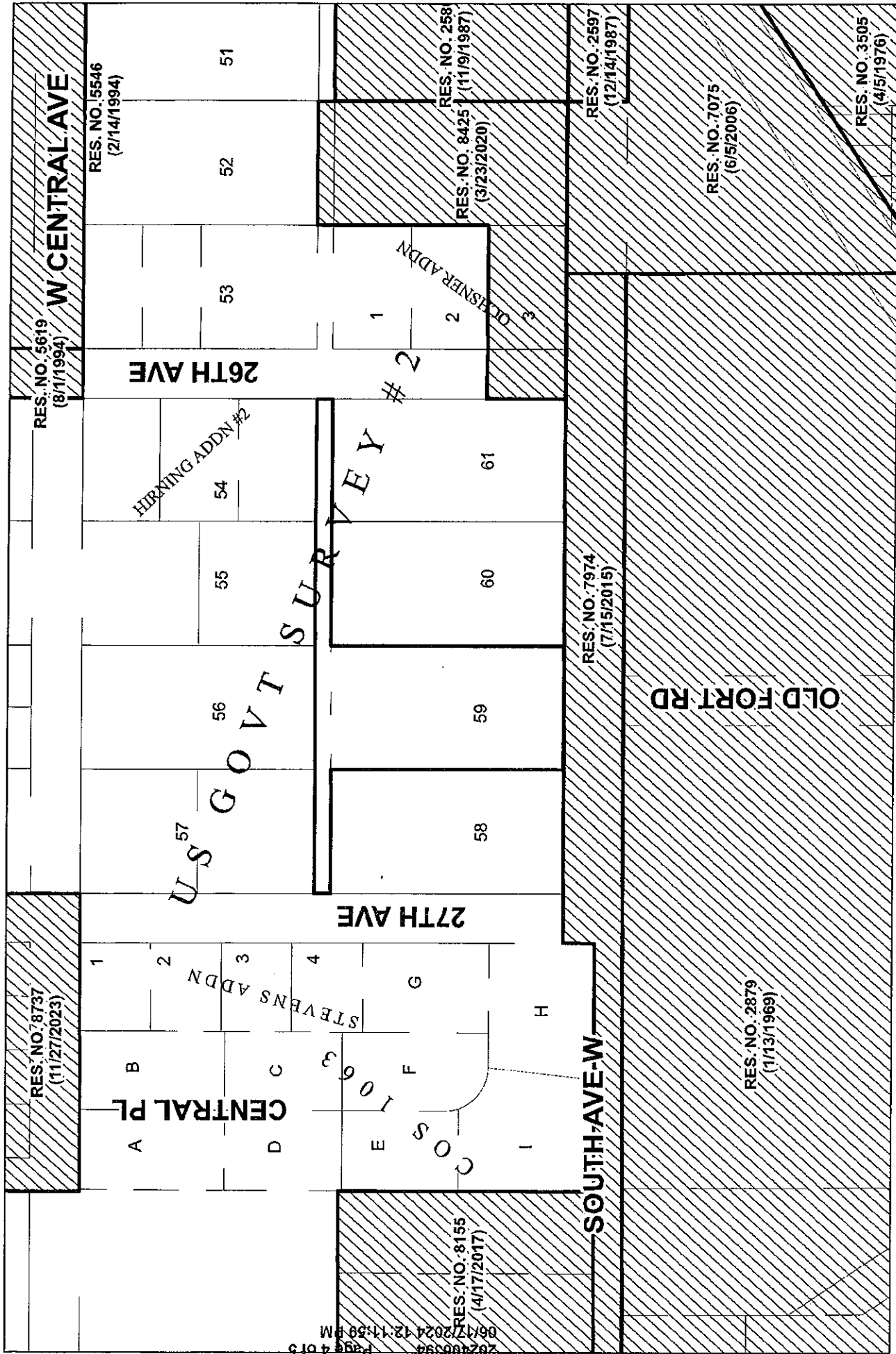
**WHEREAS**, in the judgment of the City Council of the City of Missoula, it is deemed to be in the best interest of the City of Missoula, the inhabitants thereof and the current and future inhabitants of the tracts and parcels of land described herein, which have petitioned for annexation and are within the urban growth boundary, that the boundaries of the City of Missoula shall be extended to include the same within the corporate limits.

**NOW, THEREFORE BE IT RESOLVED** that the corporate limits of the City of Missoula are hereby extended to incorporate and annex the property described herein; and

**BE IT FURTHER RESOLVED** that the parcel is hereby zoned B2-2 Community Business in the City. **FURTHER**, that the parcel is hereby assigned to City Council Ward Area No. 5 and the Two Rivers Neighborhood Council District; and

**BE IT FURTHER RESOLVED** that the minutes of City Council of the City of Missoula, Montana, incorporate this resolution; and

**BE IT FURTHER RESOLVED** that if the city annexation of any lot(s), parcel(s), block(s) or tract(s) of land annexed into the city pursuant to this city annexation resolution or any provision of this resolution is ever held to be invalid or unconstitutional, the City Council hereby declares that any such decision shall not affect the validity of the annexation of the remaining lot(s), parcel(s), block(s) or tract(s) of land annexed into the city or the remaining provisions of this resolution. The City Council hereby declares that it would have passed this resolution and annexed each lot(s), parcel(s), block(s) or tracts(s) of land into the city as well as each provision of this resolution irrespective of the fact that the annexation of any one or more lot(s), parcel(s), block(s) or tract(s) of land annexed into the city or provision of this resolution may have been declared invalid or unconstitutional, and if for any reason the annexation of any lot(s), parcel(s), block(s), tract(s) of land or any provision of this resolution should be declared invalid or unconstitutional, then the annexation of the remaining lot(s), parcel(s), block(s) or tracts(s) of land and resolution provisions are intended to be and shall be in full force and effect as enacted by the City Council.



- Legend
- Proposed Annexation
  - Parcel Boundaries
  - Resolutions
  - City Limits

**Lot 59 U.S. Government Survey #2  
& Alley Right-of-Way Between 26th and 27th Avenue**

All Located in Section 30, T.13 N., R. 19 W., P.M.M.  
Prepared by: CITY OF MISSOURI GIS SERVICES





# RES 8779 Resolution to Annex 2612 South Ave West

Final Audit Report

2024-06-14

|                 |   |
|-----------------|---|
| Created:        | 2024-06-11                                  |
| By:             | Anneliese Brown (BrownA@ci.missoula.mt.us)  |
| Status:         | Signed                                      |
| Transaction ID: | CBJCHBCAABAA8hdsVS62oBaNF7B0Bo9RneTt6MfS-kn |

## "RES 8779 Resolution to Annex 2612 South Ave West" History

Document created by Anneliese Brown (BrownA@ci.missoula.mt.us)

2024-06-11 - 7:19:59 PM GMT- IP address: 209.137.251.46

Document emailed to Andrea Davis (DavisA@ci.missoula.mt.us) for signature

2024-06-11 - 7:22:47 PM GMT

Email viewed by Andrea Davis (DavisA@ci.missoula.mt.us)

2024-06-11 - 7:22:53 PM GMT- IP address: 52.202.236.132

 Document e-signed by Andrea Davis (DavisA@ci.missoula.mt.us)

Signature Date: 2024-06-13 - 10:03:30 PM GMT - Time Source: server- IP address: 209.137.251.46

Document emailed to Claire Trimble (trimblec@ci.missoula.mt.us) for signature

2024-06-13 - 10:03:32 PM GMT

Email viewed by Claire Trimble (trimblec@ci.missoula.mt.us)

2024-06-13 - 10:03:47 PM GMT- IP address: 52.202.236.132

 Document e-signed by Claire Trimble (trimblec@ci.missoula.mt.us)

Signature Date: 2024-06-14 - 5:20:07 PM GMT - Time Source: server- IP address: 209.137.251.46

 Agreement completed.

2024-06-14 - 5:20:07 PM GMT





**TYLER R. GERNANT  
CLERK & TREASURER  
200 WEST BROADWAY  
MISSOULA MT 59802-4292  
(406) 258-4752**

---

Missoula Rural Fire District  
2521 South Ave W  
Missoula MT 59804

July 12, 2024

To Whom It May Concern,

The Missoula County Commissioners have approved your request to annex the three parcel(s) of land located at (1) 13465 Orion Way Lolo, MT 59847, (2) 13250 Orion Way Lolo, MT 59847, and (3) 697 Spanish Peaks Dr. Missoula, MT 59803, into the Missoula Rural Fire District. Please let me know if I may be of additional assistance.

Thank you,

A handwritten signature in black ink, appearing to read "ASheroke", written over a horizontal line.

Anna Sheroke, Deputy  
Clerk & Recorder  
Missoula County  
(406) 258-4752



**TYLER R. GERNANT  
CLERK & TREASURER  
200 WEST BROADWAY  
MISSOULA MT 59802-4292  
(406) 258-4752**

---

Missoula Rural Fire District  
2521 South Avenue West  
Missoula, MT 59804

July 18, 2024

To Whom It May Concern,

Please find enclosed Notice of Public Hearing, Petition for Annexation, Missoula Rural Fire District approval letter, and supporting documentation regarding the request for annexation of the parcel of land located at 1005 Deer Creek Rd., MT 59802, into the Missoula Rural Fire District.

You may contact me at (406) 258-3233 with any questions.

Sincerely,

A handwritten signature in black ink, appearing to read "ASheroke", written over a horizontal line.

Anna Sheroke  
Deputy Clerk & Recorder  
Missoula County  
(406) 258-3231

**NOTICE OF PUBLIC HEARING  
ANNEXATION TO MISSOULA RURAL FIRE DISTRICT**

NOTICE IS HEREBY GIVEN, that a public hearing will be held on the 8<sup>th</sup> of August 2024 beginning at 2:00 p.m. in the Sophie Moiese Room, Courthouse Annex, 200 West Broadway, Missoula, Montana 59802, on a petition for annexation into the Missoula Rural Fire District for the following areas:

A TRACT OF LAND LOCATED IN THE NORTH HALF OF SECTION 20, TOWNSHIP 13 NORTH, RANGE 18 WEST, P.M.M., MISSOULA COUNTY, MONTANA, BEING MORE PARTICULARLY DESCRIBED AS TRACT 2 OF CERTIFICATE OF SURVEY NO. 5850.

Parcel #4160425, located at 1005 Deer Creek Rd Missoula MT 59802

(For additional information, see file in Clerk & Recorder's Office, 200 West Broadway, 1<sup>st</sup> floor)  
AND THAT all interested persons should appear at the above-mentioned time and place or dial:


1-406-272-4824, 467 457 758#

Phone Conference ID: 251 213 673 936#

Passcode: UzWpDj

To be heard for or against said petition. Written protest will be accepted by the Commissioner's Office, located at Missoula County Administration Building, 199 West Pine Street, Missoula, Montana 59802, prior to the hearing day.

BY ORDER of the Board of County Commissioners of Missoula County, Montana.

  
(as Deputy) Tyler R. Gernant  
Clerk & Treasurer  
200 W. Broadway St.  
Missoula, MT 59802 (406) 258-4752  
Date: July 18, 2024

Publish Dates: July 27, & August 3, 2024





# MISSOULA RURAL FIRE DISTRICT

June 3, 2024

To: MRFD Board of Trustees  
From: Paul Finlay and Cory Horsens  
Re: **Recommendation of Approval for Annexation: 1005 Deer Creek Road**

Dear Chair Murphy and Members of the Board of Trustees:

Upon our review, We concur with the findings of the Community Risk Reduction Division.

It is our recommendation to the Board that the property listed above should be annexed into the Missoula Rural Fire District.

Sincerely,

Cory Horsens, Deputy Fire Chief  
Missoula, Rural Fire District

Paul Finlay, Fire Chief  
Missoula Rural Fire District



# MISSOULA RURAL FIRE DISTRICT

Date: June 3, 2024

To: Paul Finlay, Fire Chief  
Cory Horsens, Deputy Fire Chief

Re: **1005 Deer Creek Road, Missoula, MT 59802**

On March 25, 2024, a Criteria for Annexation inspection was conducted by the Community Risk Reduction Division of the Missoula Rural Fire District for the above-referenced address. The property owner was contacted and has also received a signed copy of this Annexation Criteria Form (ACF) form for their records. We explained that once we received the signed copy of the ACF to acknowledge their understanding and receipt of the form, we would submit this Petition for Annexation and ACF to the Deputy Chief and Fire Chief for their consideration.

After this inspection, the Community Risk Reduction division recommends annexation of 1005 Deer Creek Road into the Missoula Rural Fire District.

Respectfully submitted,

*Peter V. Giardino*

Peter V. Giardino  
Deputy Fire Marshal



# MISSOULA RURAL FIRE DISTRICT

## PETITION FOR ANNEXATION

We, the undersigned, being taxpaying freeholders and whose names appear upon the last completed assessment roll, do hereby petition the Board of County Commissioners to annex to the **Missoula Rural Fire District**, the following parcel:

4160323      1005 Deer Creek Road, Missoula 59802

**Taxpayer ID:**      **Property Address:**

04-2201-20-1-01-13-0000

**Geo Code:**

**Subdivision Name (if applicable)**

S20, T13 N, R18 W, C.O.S. 5850, ACRES 27.16, TRACT 2

**Legal Description (Quarter, Section, Township, Range, Lot #, Block, COS #, etc.)**

Farmer Union Mutual (policy # FR00032585

(406) 721-0599

**Name of Insurance Company – Property Insurance**

**Insurance Phone Number**

Bertram Wustner

(406) 273-7500

wustner44@gmail.com

**Contact Name for this Petition**

**Contact's Phone Number**

**Contact's Email Address**

**Property Owner Signature(s)**

**Printed Name(s)**

**Mailing Address**

Bertram Wustner 2-27-24  
*(sign and date)*

Bertram Wustner

9830 Miller Creek Road 59803

Jelly Wustner 2/27/24  
*(sign and date)*

Jelly Wustner

9830 Miller Creek Road 59803

*(sign and date)*

**FOR OFFICE USE ONLY:**

Annexation accepted and approved this 11<sup>th</sup> day of June, 2024  
by the Board of Trustees for the Missoula Rural Fire District.

**Signature:**

[Signature]

**Title:**

Board Chair



**MISSOULA RURAL FIRE DISTRICT**  
2521 South Avenue West • Missoula, Montana 59804  
(406) 549-6172 • FAX (406) 549-6023  
www.mrfdfire.org

**Inspection Status**  
Completed

**Inspected by**  
Giardino, Pete

**Completed at**  
03/25/2024 12:06:53

**Address**

1005 DEER CREEK RD --, Missoula, MT 59803 (--)

**Fire Department Services:**

**ITEM: What is the distance to the closest MRFD fire station**

**RESULT:** 6.1 miles from Station 4.

**ITEM: What is the distance to the closest mutual/auto aid partner**

**RESULT:** 2.9 miles from East Missoula Fire station.

**Means of Access:**

**ITEM: Are there buildings more than 400 sf (ground floor area) and/or public occupancies with structural components?**

**RESULT:** Yes

**ITEM: Is there clear openings through gates at least 2 feet wider than the means of access it controls?**

**RESULT:** Yes

**ITEM: Number of means of access.**

**RESULT:** 2

**ITEM: Can the fire department realistically access the property after a snow event or icy conditions? (\*CRITICAL\*)**

RESULT: Yes

**Roadways/Fire Lanes:**

**ITEM: Are roadways constructed of a hard, all-weather surface designed to support all imposed loads of MRFD apparatus? (\*CRITICAL\*)**

RESULT: Yes

**ITEM: Are the roadways a minimum clear width of 16 ft?**

RESULT: Yes

**ITEM: Is there at least 13 ft 6 in. nominal vertical clearance over the full width of the roadway? (\*CRITICAL\*)**

RESULT: Yes

**ITEM: Do the curves/turns in the roadway have a minimum radius of 60 ft to the outside of the turn?**

RESULT: Yes

**ITEM: Is/Are bridge(s) present that require access to the property/structure(s) (\*CRITICAL\*)**

RESULT: Yes

**ITEM: Is/Are bridge(s) designed to support the imposed load of all MRFD fire apparatus. (\*CRITICAL\*)**

RESULT: Yes

**ITEM: Is the load limit clearly posted at both approaches to the bridge?**

RESULT: No

**ITEM: Has the vegetation adjacent to the roadway been mitigated?**

RESULT: Yes

**Grades:**

**ITEM: Are there any road/driveway grades steeper than 10 percent?**

RESULT: No

**Dead Ends:**

**ITEM: Is there a dead end roadway more than 300 ft in length?**

**RESULT: Yes**

**ITEM: If yes, is there an appropriate turnaround for fire apparatus? (\*CRITICAL\*)**

**RESULT: Yes**

**ITEM: Is there a dead end/cul-de-sac that exceeds 1200 ft in length?**

**RESULT: No**

**ITEM: If yes, are there approved intermediate turnarounds at a maximum of 1200 ft intervals? (\*CRITICAL\*)**

**RESULT: N/A (no dead -end cul-de-sac greater that 1200 feet)**

**Driveways:**

**ITEM: Is the driveway longer than 150 ft?**

**RESULT: Yes**

**ITEM: If yes, is there an appropriate turnaround for fire apparatus? (\*CRITICAL\*)**

**RESULT: Yes**

**ITEM: Is the driveway a minimum of 12 feet in width and 13 ft 6 in. in vertical clearance?**

**RESULT: Yes**

**ITEM: If the driveway is longer than 300 ft, are there pullouts?**

**RESULT: Yes**

**Signage/Premises Identification:**

**ITEM: Are the road and address signs made of appropriate materials and properly located?**

**RESULT: Yes**

**Building Access:**

**ITEM:** Is there adequate fire apparatus access provided to within 150 ft of any point of the exterior wall of each building? (300 ft for a sprinklered building) (\*CRITICAL\*)

**RESULT:** Yes

**Building Separation:**

**ITEM:** Are building separations greater than 30 ft?

**RESULT:** Yes

**Automatic Fire Protection/Fire Warning Systems:**

**ITEM:** Is the building(s) protected by an automatic sprinkler system in accordance with NFPA 13, 13R or 13D?

**RESULT:** No

**ITEM:** Does the building(s) have a local/supervised fire alarm system in accordance with NFPA 72?

**RESULT:** No

**Water Supply:**

**ITEM:** What is the distance to the nearest fire hydrant?

**RESULT:** 2300 feet

**ITEM:** If fire hydrants are not present, what is the distance to the nearest water storage (cistern or draft site) that meets NFPA 1142 requirements?

**RESULT:** Cistern located across the road, approximately 300 feet away.

**ITEM:** Are connections at either water source (if applicable) appropriate for MRFD use?

**RESULT:** Yes

**Building Construction:**

**ITEM:** Non-combustible roof?

**RESULT:** Yes

**ITEM: Soffits enclosed?**

**RESULT: Yes**

**ITEM: Soffit, attic and crawl space vents screened?**

**RESULT: Yes**

**ITEM: Non-combustible siding?**

**RESULT: Yes**

**ITEM: Double pane windows?**

**RESULT: Yes**

**ITEM: Is/Are deck(s) present?**

**RESULT: No**

**ITEM: Is/Are decks(s) non-combustible?**

**RESULT: N/A (no deck(s) present)**

**ITEM: Are decks fire resistant?**

**RESULT: N/A (no deck present)**

**Vegetation Clearance From Structures:**

**ITEM: 30-100 ft, Reduced Fuel Zone-Is a fuel break provided by the disruption of the vertical and/or horizontal continuity of flammable/combustible vegetation?**

**RESULT: Yes**

**ITEM: 0-30 ft, Defensible Space Zone-Is all flammable vegetation and combustible growth clear of this area? (\*CRITICAL\*)**


**RESULT: Yes**

**ITEM: Is there a potential difference in the wildfire vs structure response capability? (Explain in comments)**

RESULT: No

### Inspection Signatures

**Occupancy Contact Signature**



---

Bertram Wustner  
(406) 273-7500  
wustner44@gmail.com

**Inspector Signature**



---

Giardino, Pete  
Deputy Fire Marshal  
--  
406-239-4844  
pgiardino@mrfdfire.org

### Inspection Signatures

**District Fire Chief**



**Board of Trustees Chair**





# Cadastral Property Report

Tax Year: 2024

Scale: 1:12444.39 Basemap: Imagery Hybrid



## Summary

### Primary Information

|  |   |
|--|---|
| Property Category: RP  | Subcategory: Non-Qualified Ag   |
| Geocode: 04-2201-20-1-01-13-0000   | Assessment Code: 0004160323   |
| <b>Primary Owner:</b><br>BEES 4 EVER LLC<br>8830 MILLER CREEK RD<br>MISSOULA, MT 59803-9749<br>Note: See Owners section for all owners | <b>Property Address:</b>  |
| Certificate of Survey: 5850  | Legal Description: S20, T13 N, R18 W, C.O.S. 5850, ACRES 27.16, TRACT 2 |
| Last Modified: 5/20/2024 23:35:41 PM   |   |

### General Property Information

|  |  |
|--|--|
| Neighborhood: 204.006  | Property Type: VAC_R - Vacant Land - Rural |
| Living Units: 0  | Levy District: 04-6590-14-8                |
| Zoning:  | Ownership: 100                             |
| LinkedProperty: No linked properties exist for this property |  |
| Exemptions: No exemptions exist for this property            |  |
| Condo Ownership:<br>General: 0                               | Limited: 0                                 |

### Property Factors

|                 |                        |
|-----------------|------------------------|
| Topography: n/a | Fronting: n/a          |
| Utilities: n/a  | Parking Type: n/a      |
| Access: n/a     | Parking Quantity: n/a  |
| Location: n/a   | Parking Proximity: n/a |



# Cadastral Property Report

Tax Year: 2024

| Land Summary      |        |        |
|-------------------|--------|--------|
| Land Type:        | Acres: | Value: |
| Grazing           | 0      | 0      |
| Fallow            | 0      | 0      |
| Irrigated         | 0      | 0      |
| Continuous Crop   |        |        |
| Wild Hay          | 0      | 0      |
| Farmsite          | 0      | 0      |
| RCW               | 0      | 0      |
| NonQual Land      | 27.16  | 1496   |
| Total Ag Land     | 27.16  | 1496   |
| Total Forest Land | 0      | 0      |
| Total Market Land | 0      | 0      |

| Deed Information |      |      |               |                 |               |
|------------------|------|------|---------------|-----------------|---------------|
| Deed Date        | Book | Page | Recorded Date | Document Number | Document Type |
| 9/23/2022        | 1081 | 1216 | 9/23/2022     |                 | Warranty Deed |

| Owners               |   |
|----------------------|---|
| <b>Party #1</b>      |   |
| Default Information: | BEES 4 EVER LLC<br>9830 MILLER CREEK RD MISSOULA, MT 59803-9749 |
| Ownership %:         | 100   |
| Primary Owner:       | Yes   |
| Interest Type:       | Conversion  |
| Last Modified:       | 10/5/2022 12:56:30 PM   |

| Appraisals        |            |                |             |        |
|-------------------|------------|----------------|-------------|--------|
| Appraisal History |            |                |             |        |
| Tax Year          | Land Value | Building Value | Total Value | Method |
| 2024              | 1496       | 0              | 1496        | COST   |
| 2023              | 1496       | 0              | 1496        | COST   |
| 2022              | 1503       | 0              | 1503        | COST   |

**Market Land**

No market land exists for this parcel



# Cadastral Property Report

Tax Year: 2024

## Dwellings

No dwellings exist for this parcel

## Other Buildings

No other buildings exist for this parcel

## Commercial

No commercial buildings exist for this parcel

## Ag/Forest Land

### Ag/Forest Land Item #1

Acre Type: NQ - Non Qualified Ag Land  
Class Code: 1701

Irrigation Type: n/a  
Timber Zone: n/a

### Productivity

Quantity: n/a  
Units: Non Qual

Commodity: n/a

### Valuation

Acres: 27.16  
Value: 1496

Per Acre Value: 55.08

## Easements

No easements exist for this parcel

## Disclaimer





# Cadastral Property Report

Tax Year: 2024

The Montana State Library (MSL) provides this product/service for informational purposes only. MSL did not produce it for, nor is it suitable for legal, engineering, or surveying purposes. Data from disparate sources may not be in vertical alignment. Consumers of this information should review or consult the primary data and information sources to ascertain the viability of the information for their purposes. The MSL provides these data in good faith and in no event, shall be liable for any incorrect results or analysis, any lost profits and special, indirect or consequential damages to any party, arising out of or in connection with the use or the inability to use the data or the services provided. The MSL makes these data and services available as a convenience to the public, and for no other purpose. The MSL reserves the right to change or revise published data and/or services at any time.

# Missoula Rural Fire District



## Record of Exceptional Performance

|  |  |
|--|--|
| 1. Employee: Lt. Nick Houppert   | 2. Division: Regional Hazmat Team Technician   |
| 3. Rank: Lieutenant  | 4. Date Prepared: 06/22/2024   |
| 5. Initiator of Commendation: Lieutenant Casey Porte   |  |
| <p>6. Description of exceptional performance:</p> <p>On 06/20/2024 Lt. Houppert executed a very well thought out, communicated and prepared joint training at GSK of Hamilton. This joint exercise displayed the full capabilities of the Missoula Regional Hazmat Team and its member teams including Missoula City Fire Department and Rocky Mountain Labs of Hamilton. Other attending agencies included Hamilton Fire Department, Bitterroot Health Systems, GSK Hamilton, Ravalli County OEM and others. Lt. Houppert successfully planned several weeks for this training event and coordinated closely with members of the regional team and outside agencies to ensure an extremely smooth running drill. The dedication that Lt. Houppert displays and attention to detail does not go unnoticed and was critical to the success of this event.</p> |  |
| Date: <i>6-20-24</i>   |  |
| <p>Supervisor's comments/date of presentation:</p> <p>Lt. Houppert supports regional hazmat training in an assist position relating to outside agency coordination and training. Lt. Houppert works independently and very efficiently with little to no supervision or input. This accommodation is presented to Lt. Houppert on 06/22/2024 by Lieutenant Porte. Lt. Porte is tasked with managing regional hazmat training as provided from MRFD members to the entirety of the team and region.</p>   |  |
| 7. Supervisor's Signature:   | 8. Fire Chief's Signature:   |
|   |  |

**Original:** Personnel File  
**Copy:** Employee  
Board of Trustees

# Missoula Rural Fire District

## Record of Exceptional Performance

|   |  |
|---|--|
| 1. Employee: Kirk Paulsen   | 2. Division: Operations  |
| 3. Rank: Assistant Chief of Operations  | 4. Date Prepared: 7/24/24  |
| 5. Initiator of Commendation: Taylor Blakely  |  |
| 6. Description of exceptional performance:<br><p>Chief Paulsen came in during the Butler Creek Wildland Fire Incident and provided invaluable support and operational direction. Not only was he helping manage the district but also ended up assisting with a critical component of the Structure Group during a burn-out operation. Chief Paulsen continued his excellent work over the next two operational periods assisting in staffing of critical apparatus and operating as an Agency Rep. Chief Paulsen even went as far to take a late night shift to monitor and patrol the fire when all other resources were committed. He did an excellent job of filling many varied rolls on the incident and I truly feel the outcome wouldn't have been as successful if he wouldn't have been there.</p> <p style="margin-left: 40px;">7/24/24</p> <p>Date:</p> |  |
| Supervisor's comments/date of presentation:   |  |
| 7. Supervisor's Signature:<br>   | 8. Fire Chief's Signature:<br> |

**Original:** Personnel File  
**Copy:** Employee  
 Board of Trustees

## Deputy Fire Marshal Monthly Report

Peter V. Giardino

July 2024

### Activities

#### **Business Inspections (re-inspections):**

- 4907 Blue Mountain Road (Day Care) Re-inspection needed
- Discovery Childcare – 8985 Highway 200 E.

#### **Certificate of Occupancy Finals (Business)**

#### **Residential Sprinkler Final, Rough-Ins, and C of O (residential) Inspections**

- 2025 Edward Ct. (re-inspection needed)
- 1775 Frey Lane
- 10575 Royal Coachman (sprinkler rough-in)
- 8785 Haven Heights Rd.
- 3303 Hale Lane (re-inspection needed for premise identification)
- 210 Laguna
- 4130 Sierra Drive (sprinkler final)
- Researched inspection history for 7680 Zaugg Drive.
- 3033 Hale Ln.
- 1260 Lena Lane

#### **Annexation**

- Review of property ownership on Annexation Tracking Sheet.
- Prepared first & second mailings for several properties. Updated tracking sheet.

#### **Water Supply (cisterns, hydrants, etc.)**

#### **Lockboxes**

- Generated and sent invoice for 3970 Rainbow Bend Dr.
- Confirmed key still operates lockbox at 7050 Grant Creek Rd., contractors request.

#### **Community Risk Reduction, Fire Prevention, and Code Compliance**

- Met with IMEG to discuss water supply for fire protection for three (3) new buildings.
- Site visit with Mike Heisey to discuss two (2) projects; one ongoing, one planned.
- Spoke with Operations Supervisor for the Roseburg demolition project.
- Fire alarm acceptance inspection for Lolo Hardware.

#### **Fire Investigations**

#### **Classes/Training**

- Fire extinguisher class for Public Works – 6089 Training Drive.

### Plan Reviews

- 11483 Ninebark Way
- 1356 Thibodeau Lane
- 2080 Edward Ct.
- 750 Big Flat Road
- 11195 Bruin Lane
- 11000 Sleeman Creek Rd.
- 9460 Single Tree Lane
- 5444 Stan Ollie Ln.
- 4643 Langdon Ct.
- 10720 Sugar Pine Pl.
- 15509 Highland Dr.
- 4445 Spurgin Rd.
- 12275 Balsamroot Rd.
- 10232 & 10236 Pale Morning Dove Ct.
- 1412 Lakeside Drive
- 750 Big Flat Rd.
- 16235 Miller Creek Rd.
- 11835 Joker Lane
- 6456 Woody Mountain Dr.
- 4627 Juniper Dr.
- 801 Valley Wind Lane
- 6269 Pinyon Way
- 3918 South Avenue W.

### First Due:

### Image Trend:

- Incident report for Plant Creek Fire
- Reading up on how to create inspection forms.

### Assignments and Other Activities

- Meeting with Chief Horsens to discuss fireworks stand inspections.
- Site visit with property owner at 14530 Kona Creek Rd. to discuss access for new SFR.
- Interview with NBC Montana re: fireworks safety.
- Interview with KPAX re: fireworks safety.
- Meeting with Chief Finlay and Chief Horsens with MC Public Works to discuss permitting.
- Working with IT to resolve computer issues.
- Zoom meeting with Chief Horsens and Flow MSP to discuss trial period with pre-plan software.
- Engine Officer on 311 – 24-hours
- Officer's meeting
- Teams meeting with Chief Horsens and Image Trend re: inspections module.
- Coordinated Compliance meeting to discuss project issues County-wide.
- Meeting with Tim Worley and CAPS to discuss fireworks permits.
- Dalton Fire Safety Officer – July 17-24
- DNRC SWLO Preposition – IMT July 25 & 26
- Missoula Storm – 2024 Safety Officer – July 29-31

## July 2024 IT Report

- Continued CrewForce setup with Tyler Technology and Missoula 911 office resulting with deployment of first iPad in 311. Did ride-alongs to observe usage and address questions.
- Performed Station 4 security cam server and display computer updates
- Performed complete reformat and software installation on the slow operating computer – Station4Crew2
- Set up and oriented new residents on computer systems
- Responded to an intrusion attack on Remote Desktop Server that was identified by Univision cybersecurity monitoring. Adjusted server and firewall settings
- Reformat and install software on DFM-1 computer that had developed an unidentified problem making it run extremely slow
- Set up accounts and Microsoft 365 software for new hires
- Set up encrypted email for delivering confidential information
- Set up hotspot for Station 6 during internet outage from windstorm
- Research internet redundancy for SonicWall routers
- Performed reformat on Station 1 CAD computer
- Attended DHS Cybersecurity and Infrastructure Security Agency bi-weekly online discussion
- Misc routine daily help calls
  - Assist with VPN configuration
  - Clear firewall blocked websites
  - Etc.

Joe Ford  
IT Manager

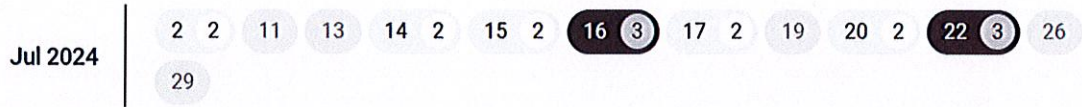
## Public Relations Outreach Breakdown

July 2024

- 21 total documented events
  - 19 social media posts (Facebook/Instagram/Twitter)
  - 0 scheduled media appearance (Newspaper/Radio/TV)
  - 2 in station event (Car Seat Event/Station Tour)
  - 0 impromptu media appearance (Newspaper/Radio/TV)
  - 0 other (Fundraiser/Parade/Etc.)

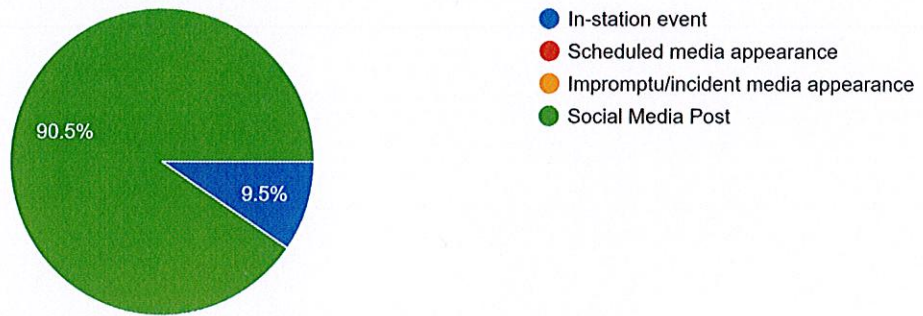
### Date

21 responses



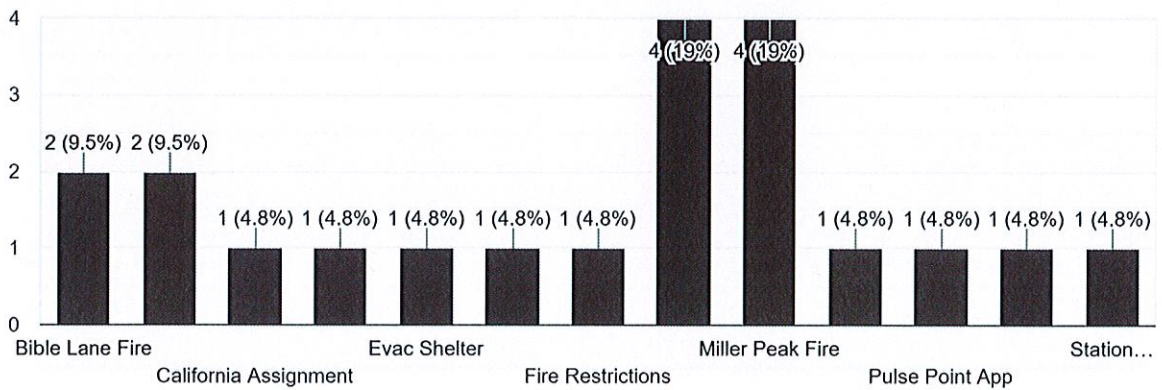
### Type

21 responses



### Topic Being Discussed

21 responses



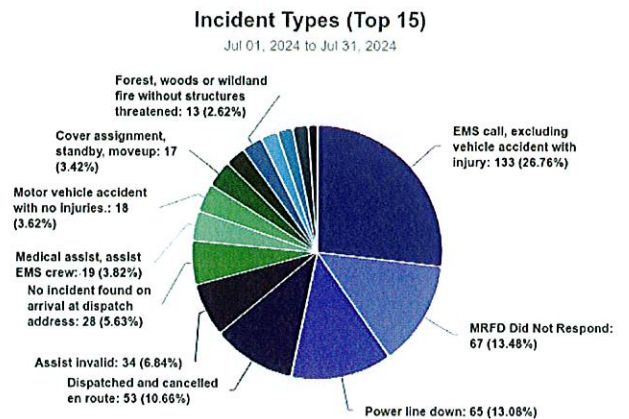
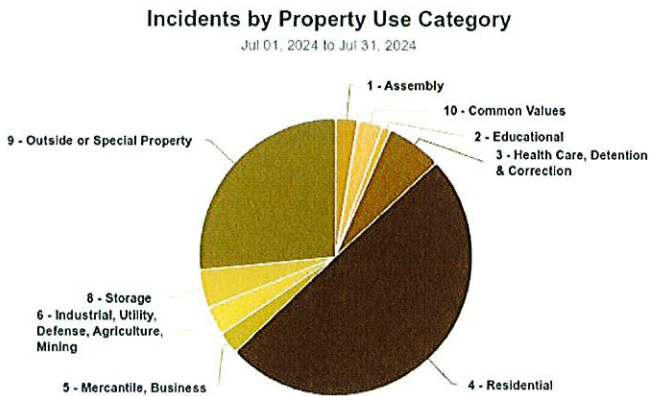
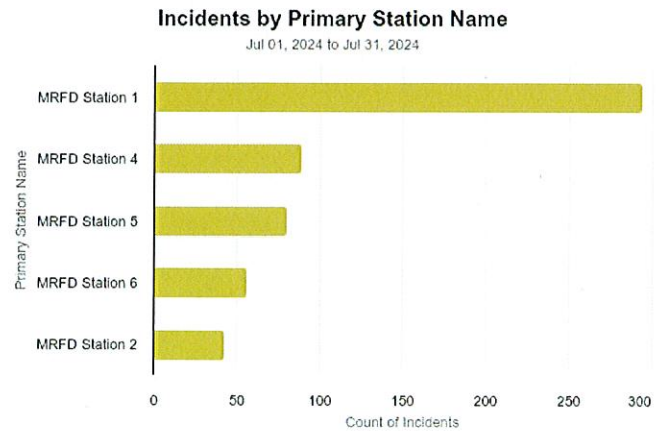
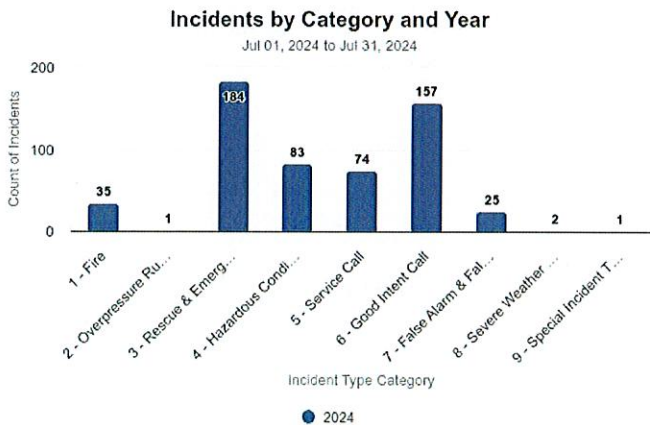


# MRFD CFS Report

## July 2024

### Incident Numbers

|           |      |           |      |                |          |
|-----------|------|-----------|------|----------------|----------|
| July 2024 | 580  | July 2023 | 416  | Percent Change | + 39.42% |
| YTD 2024  | 2432 | YTD 2023  | 2047 | Percent Change | +18.81%  |





# MISSOULA RURAL

---

## FIRE DISTRICT

3rd Quarter Budget vs Actual

FY 23/24



08/05/24  
13:16:13

MISSOULA RURAL FIRE DISTRICT  
Statement of Revenue Budget vs Actuals  
For the Accounting Period: 3 / 24

Page: 1 of 1  
Report ID: B110

1000 GENERAL FUND

| Account                                       | Received<br>Current Month | Received YTD        | Estimated Revenue    | Revenue<br>To Be Received | %<br>Received |
|---|---------------------------|---------------------|----------------------|---------------------------|---------------|
| <b>310000 TAXES</b>                           |                           |                     |                      |                           |               |
| 311010 REAL PROPERTY TAXES                    | 35,568.59                 | 5,388,786.71        | 9,408,140.00         | 4,019,353.29              | 57 %          |
| 311021 MOBILE HOME PROPERTY TAXES             | 2,843.39                  | 50,280.38           | 0.00                 | -50,280.38                | ** %          |
| 311022 PERSONAL PROPERTY TAXES                | 0.00                      | 7,800.13            | 0.00                 | -7,800.13                 | ** %          |
| 312000 PENALTY & INTEREST ON DELQ. TAXES      | 522.08                    | 11,992.96           | 0.00                 | -11,992.96                | ** %          |
| <b>Account Group Total:</b>                   | <b>38,934.06</b>          | <b>5,458,860.18</b> | <b>9,408,140.00</b>  | <b>3,949,279.82</b>       | <b>58 %</b>   |
| <b>330000 INTERGOVERNMENTAL REVENUES</b>      |                           |                     |                      |                           |               |
| 331001 HMEP GRANT                             | 0.00                      | 2,562.92            | 0.00                 | -2,562.92                 | ** %          |
| 331003 FUEL MITIGATION GRANT (FEDERAL)        | 0.00                      | 76,210.72           | 187,950.00           | 111,739.28                | 41 %          |
| 331008 AFG Grant                              | 0.00                      | 0.00                | 66,000.00            | 66,000.00                 | 0 %           |
| 335230 STATE ENTITLEMENT SHARE                | 222,329.71                | 666,989.13          | 889,319.00           | 222,329.87                | 75 %          |
| 336010 WILDLAND FIRE                          | 0.00                      | 544,323.44          | 150,000.00           | -394,323.44               | 363 %         |
| 336011 ALL HAZARDS                            | 0.00                      | 5,000.00            | 30,000.00            | 25,000.00                 | 17 %          |
| <b>Account Group Total:</b>                   | <b>222,329.71</b>         | <b>1,295,086.21</b> | <b>1,323,269.00</b>  | <b>28,182.79</b>          | <b>98 %</b>   |
| <b>340000 CHARGES FOR SERVICES</b>            |                           |                     |                      |                           |               |
| 342023 SUB-DIVISION REVIEW FEES               | 0.00                      | 3,964.00            | 10,000.00            | 6,036.00                  | 40 %          |
| 342029 ALL HAZARD INCIDENT FEES               | 0.00                      | 0.00                | 500.00               | 500.00                    | 0 %           |
| 342030 LOCKBOX/SIGN FEES                      | 92.00                     | 470.00              | 4,000.00             | 3,530.00                  | 12 %          |
| 342031 REPORT FEES                            | 50.00                     | 215.00              | 1,000.00             | 785.00                    | 22 %          |
| 342060 FUEL MITIGATION FEES                   | 0.00                      | 22,541.55           | 12,000.00            | -10,541.55                | 188 %         |
| <b>Account Group Total:</b>                   | <b>142.00</b>             | <b>27,190.55</b>    | <b>27,500.00</b>     | <b>309.45</b>             | <b>99 %</b>   |
| <b>360000 MISCELLANEOUS REVENUES</b>          |                           |                     |                      |                           |               |
| 362010 OTHER REVENUE                          | 2,171.47                  | 93,589.69           | 5,000.00             | -88,589.69                | *** %         |
| 362021 INSURANCE CLAIM                        | 0.00                      | 0.00                | 5,000.00             | 5,000.00                  | 0 %           |
| 362070 SAFE KIDS COALITION PROJECTS           | 150.00                    | 220.00              | 0.00                 | -220.00                   | ** %          |
| 365010 GIFTS/DONATIONS                        | 0.00                      | 100.00              | 1,000.00             | 900.00                    | 10 %          |
| 367000 SURPLUS PROP SALE (NON-CAPT ASSESTS)   | 0.00                      | 1,000.00            | 0.00                 | -1,000.00                 | ** %          |
| <b>Account Group Total:</b>                   | <b>2,321.47</b>           | <b>94,909.69</b>    | <b>11,000.00</b>     | <b>-83,909.69</b>         | <b>863 %</b>  |
| <b>370000 INVESTMENT AND ROYALTY EARNINGS</b> |                           |                     |                      |                           |               |
| 371010 INTEREST EARNINGS                      | 33,636.73                 | 151,312.32          | 100,000.00           | -51,312.32                | 151 %         |
| <b>Account Group Total:</b>                   | <b>33,636.73</b>          | <b>151,312.32</b>   | <b>100,000.00</b>    | <b>-51,312.32</b>         | <b>151 %</b>  |
| <b>380000</b>                                 |                           |                     |                      |                           |               |
| 382000 PROCEEDS FROM SALE OF CAPITAL ASSETS   | 0.00                      | 42,000.00           | 85,000.00            | 43,000.00                 | 49 %          |
| <b>Account Group Total:</b>                   | <b>0.00</b>               | <b>42,000.00</b>    | <b>85,000.00</b>     | <b>43,000.00</b>          | <b>49 %</b>   |
| <b>Fund Total:</b>                            | <b>297,363.97</b>         | <b>7,069,358.95</b> | <b>10,954,909.00</b> | <b>3,885,550.05</b>       | <b>65 %</b>   |
| <b>Grand Total:</b>                           | <b>297,363.97</b>         | <b>7,069,358.95</b> | <b>10,954,909.00</b> | <b>3,885,550.05</b>       | <b>65 %</b>   |

MISSOULA RURAL FIRE DISTRICT  
Statement of Expenditure - Budget vs. Actual Report  
For the Accounting Period: 3 / 24

1000 GENERAL FUND

| Account                    | Object                    | Committed<br>Current Month | Committed<br>YTD  | Original<br>Appropriation | Current<br>Appropriation | Available<br>Appropriation | %<br>Commit |
|----------------------------|---------------------------|----------------------------|-------------------|---------------------------|--------------------------|----------------------------|-------------|
| 420000 PUBLIC SAFETY       |                           |                            |                   |                           |                          |                            |             |
| 420410 FIRE PREVENTION     |                           |                            |                   |                           |                          |                            |             |
| 110                        | Full-time Salaries        | 14,672.45                  | 139,476.18        | 230,959.00                | 230,959.00               | 91,482.82                  | 60 %        |
| 111                        | Holiday Pay               | 405.57                     | 3,645.57          | 8,720.00                  | 8,720.00                 | 5,074.43                   | 42 %        |
| 120                        | Overtime Full-time        | 0.00                       | 317.42            | 6,820.00                  | 6,820.00                 | 6,502.58                   | 5 %         |
| 132                        | Health Club Reimbursement | 0.00                       | 0.00              | 250.00                    | 250.00                   | 250.00                     | %           |
| 135                        | Clothing Allowances       | 0.00                       | 1,300.00          | 1,300.00                  | 1,300.00                 | 0.00                       | 100 %       |
| 141                        | FICA                      | 218.63                     | 2,098.71          | 3,511.00                  | 3,511.00                 | 1,412.29                   | 60 %        |
| 142                        | PERS                      | 2,106.32                   | 19,903.69         | 34,418.00                 | 34,418.00                | 14,514.31                  | 58 %        |
| 143                        | Health/Dental/Optical     | 3,371.10                   | 26,968.80         | 40,454.00                 | 40,454.00                | 13,485.20                  | 67 %        |
| 144                        | Disability Coverage       | 16.57                      | 148.26            | 408.00                    | 408.00                   | 259.74                     | 36 %        |
| 145                        | UCC                       | 22.61                      | 217.01            | 606.00                    | 606.00                   | 388.99                     | 36 %        |
| 146                        | Workers Compensation      | 648.65                     | 5,993.40          | 11,596.00                 | 11,596.00                | 5,602.60                   | 52 %        |
| 147                        | EAP                       | 0.00                       | 57.24             | 80.00                     | 80.00                    | 22.76                      | 72 %        |
| 220                        | Operating Supplies        | 0.00                       | 394.62            | 10,000.00                 | 10,000.00                | 9,605.38                   | 4 %         |
| 221                        | Small Equipment           | 0.00                       | 0.00              | 1,000.00                  | 1,000.00                 | 1,000.00                   | %           |
| 235                        | Fire Investigation        | 37.98                      | 37.98             | 1,000.00                  | 1,000.00                 | 962.02                     | 4 %         |
| 333                        | Subscriptions             | 0.00                       | 103.00            | 2,700.00                  | 2,700.00                 | 2,597.00                   | 4 %         |
| 339                        | Public Information        | 0.00                       | 0.00              | 1,000.00                  | 1,000.00                 | 1,000.00                   | %           |
| 379                        | Food, Lodging, Travel     | 2,541.28                   | 2,649.28          | 1,170.00                  | 1,170.00                 | -1,479.28                  | 226 %       |
| 380                        | Training                  | 0.00                       | 20.00             | 350.00                    | 350.00                   | 330.00                     | 6 %         |
| 384                        | Sub-Division Review       | 0.00                       | 0.00              | 3,000.00                  | 3,000.00                 | 3,000.00                   | %           |
|                            | <b>Account Total:</b>     | <b>24,041.16</b>           | <b>203,331.16</b> | <b>359,342.00</b>         | <b>359,342.00</b>        | <b>156,010.84</b>          | <b>57 %</b> |
| 420430 TRAINING            |                           |                            |                   |                           |                          |                            |             |
| 110                        | Full-time Salaries        | 6,648.19                   | 107,273.68        | 183,304.00                | 183,304.00               | 76,030.32                  | 59 %        |
| 111                        | Holiday Pay               | 349.91                     | 4,818.09          | 8,098.00                  | 8,098.00                 | 3,279.91                   | 59 %        |
| 120                        | Overtime Full-time        | 3,584.63                   | 39,373.17         | 166,396.00                | 166,396.00               | 127,022.83                 | 24 %        |
| 132                        | Health Club Reimbursement | 0.00                       | 0.00              | 250.00                    | 250.00                   | 250.00                     | %           |
| 135                        | Clothing Allowances       | 0.00                       | 1,300.00          | 1,300.00                  | 1,300.00                 | 0.00                       | 100 %       |
| 141                        | FICA                      | 152.61                     | 2,203.26          | 4,552.00                  | 4,552.00                 | 2,348.74                   | 48 %        |
| 142                        | PERS                      | 1,360.96                   | 10,654.94         | 27,485.00                 | 27,485.00                | 8,830.06                   | 68 %        |
| 143                        | Health/Dental/Optical     | 2,024.10                   | 24,289.20         | 48,578.00                 | 48,578.00                | 24,288.80                  | 50 %        |
| 144                        | Disability Coverage       | 11.88                      | 151.22            | 534.00                    | 534.00                   | 382.78                     | 28 %        |
| 145                        | UCC                       | 15.87                      | 229.18            | 785.00                    | 785.00                   | 555.82                     | 29 %        |
| 146                        | Workers Compensation      | 403.86                     | 5,747.45          | 15,036.00                 | 15,036.00                | 9,288.55                   | 38 %        |
| 147                        | EAP                       | 0.00                       | 47.70             | 80.00                     | 80.00                    | 32.30                      | 60 %        |
| 220                        | Operating Supplies        | 1,393.45                   | 3,937.80          | 10,800.00                 | 10,800.00                | 6,862.20                   | 36 %        |
| 221                        | Small Equipment           | 0.00                       | 0.00              | 1,100.00                  | 1,100.00                 | 1,100.00                   | %           |
| 292                        | Research & Development    | 0.00                       | 2,217.02          | 3,150.00                  | 3,150.00                 | 932.98                     | 70 %        |
| 333                        | Subscriptions             | 0.00                       | 0.00              | 500.00                    | 500.00                   | 500.00                     | %           |
| 379                        | Food, Lodging, Travel     | 0.00                       | 0.00              | 6,070.00                  | 6,070.00                 | 6,070.00                   | %           |
| 380                        | Training                  | 0.00                       | 0.00              | 5,115.00                  | 5,115.00                 | 5,115.00                   | %           |
|                            | <b>Account Total:</b>     | <b>15,945.46</b>           | <b>210,242.71</b> | <b>483,133.00</b>         | <b>483,133.00</b>        | <b>272,890.29</b>          | <b>44 %</b> |
| 420440 RESOURCE MANAGEMENT |                           |                            |                   |                           |                          |                            |             |
| 110                        | Full-time Salaries        | 13,686.81                  | 107,864.17        | 168,835.00                | 168,835.00               | 60,970.83                  | 64 %        |
| 111                        | Holiday Pay               | 720.35                     | 5,788.94          | 6,921.00                  | 6,921.00                 | 1,132.06                   | 84 %        |
| 120                        | Overtime Full-time        | 370.65                     | 8,294.66          | 16,820.00                 | 16,820.00                | 8,525.34                   | 49 %        |
| 132                        | Health Club Reimbursement | 15.00                      | 105.00            | 500.00                    | 500.00                   | 395.00                     | 21 %        |
| 135                        | Clothing Allowances       | 0.00                       | 650.00            | 650.00                    | 650.00                   | 0.00                       | 100 %       |

MISSOULA RURAL FIRE DISTRICT  
Statement of Expenditure - Budget vs. Actual Report  
For the Accounting Period: 3 / 24

1000 GENERAL FUND

| Account | Object                         | Committed<br>Current Month | Committed<br>YTD  | Original<br>Appropriation | Current<br>Appropriation | Available<br>Appropriation | %<br>Commit |
|---------|--------------------------------|----------------------------|-------------------|---------------------------|--------------------------|----------------------------|-------------|
| 141     | FICA                           | 214.28                     | 1,777.61          | 3,112.00                  | 3,112.00                 | 1,334.39                   | 57 %        |
| 142     | PERS                           | 1,874.85                   | 16,123.82         | 25,239.00                 | 25,239.00                | 9,115.18                   | 64 %        |
| 143     | Health/Dental/Optical          | 4,048.20                   | 28,337.40         | 36,412.00                 | 36,412.00                | 8,074.60                   | 78 %        |
| 144     | Disability Coverage            | 15.35                      | 121.76            | 356.00                    | 356.00                   | 234.24                     | 34 %        |
| 145     | UCC                            | 22.17                      | 183.85            | 523.00                    | 523.00                   | 339.15                     | 35 %        |
| 146     | Workers Compensation           | 630.44                     | 4,983.02          | 10,018.00                 | 10,018.00                | 5,034.98                   | 50 %        |
| 147     | EAP                            | 0.00                       | 47.70             | 70.00                     | 70.00                    | 22.30                      | 68 %        |
| 221     | Small Equipment                | 0.00                       | 4,892.77          | 10,000.00                 | 10,000.00                | 5,107.23                   | 49 %        |
| 231     | Fuel                           | 4,762.62                   | 58,826.52         | 86,100.00                 | 86,100.00                | 27,273.48                  | 68 %        |
| 232     | Lubricants                     | 0.00                       | 2,435.71          | 5,000.00                  | 5,000.00                 | 2,564.29                   | 49 %        |
| 233     | Tires                          | 1,957.38                   | 8,331.53          | 15,230.00                 | 15,230.00                | 6,898.47                   | 55 %        |
| 234     | Small Tools                    | 51.72                      | 4,622.39          | 1,400.00                  | 1,400.00                 | -3,222.39                  | 330 %       |
| 270     | Maintenance-All Other          | 84.10                      | 2,004.45          | 5,000.00                  | 5,000.00                 | 2,995.55                   | 40 %        |
| 272     | Vehicle Maintenance            | 2,689.02                   | 28,781.44         | 30,000.00                 | 30,000.00                | 1,218.56                   | 96 %        |
| 333     | Subscriptions                  | 46.95                      | 377.06            | 400.00                    | 400.00                   | 22.94                      | 94 %        |
| 370     | Maintenance - All other Equip. | 744.24                     | 2,681.80          | 3,000.00                  | 3,000.00                 | 318.20                     | 89 %        |
| 372     | Vehicle Maintenance            | 2,012.00                   | 30,259.48         | 45,000.00                 | 45,000.00                | 14,740.52                  | 67 %        |
| 373     | Vehicle Body Repair            | 0.00                       | 416.00            | 10,000.00                 | 10,000.00                | 9,584.00                   | 4 %         |
| 379     | Food, Lodging, Travel          | 1,312.76                   | 6,016.44          | 6,440.00                  | 6,440.00                 | 423.56                     | 93 %        |
| 380     | Training                       | 0.00                       | 1,684.00          | 1,000.00                  | 1,000.00                 | -684.00                    | 168 %       |
| 945     | APPARATUS REPLACEMENT          | 0.00                       | 116,314.91        | 822,456.00                | 822,456.00               | 706,141.09                 | 14 %        |
|         | <b>Account Total:</b>          | <b>35,258.89</b>           | <b>441,922.43</b> | <b>1,310,482.00</b>       | <b>1,310,482.00</b>      | <b>868,559.57</b>          | <b>34 %</b> |
|         |                                |                            |                   |                           |                          |                            |             |
| 420441  | FUEL MITIGATION                |                            |                   |                           |                          |                            |             |
| 110     | Full-time Salaries             | 0.00                       | 37,615.50         | 191,160.00                | 191,160.00               | 153,544.50                 | 20 %        |
| 120     | Overtime Full-time             | 288.02                     | 1,928.14          | 5,000.00                  | 5,000.00                 | 3,071.86                   | 39 %        |
| 141     | FICA                           | 4.16                       | 2,905.38          | 14,624.00                 | 14,624.00                | 11,718.62                  | 20 %        |
| 142     | PERS                           | 32.94                      | 683.10            | 3,000.00                  | 3,000.00                 | 2,316.90                   | 23 %        |
| 144     | Disability Coverage            | 0.34                       | 2.16              | 10.00                     | 10.00                    | 7.84                       | 22 %        |
| 145     | UCC                            | 0.44                       | 59.33             | 478.00                    | 478.00                   | 418.67                     | 12 %        |
| 146     | Workers Compensation           | 8.27                       | 1,584.37          | 9,329.00                  | 9,329.00                 | 7,744.63                   | 17 %        |
| 220     | Operating Supplies             | 0.00                       | 978.97            | 5,000.00                  | 5,000.00                 | 4,021.03                   | 20 %        |
| 221     | Small Equipment                | 0.00                       | 0.00              | 15,000.00                 | 15,000.00                | 15,000.00                  | %           |
| 231     | Fuel                           | 0.00                       | 561.39            | 5,000.00                  | 5,000.00                 | 4,438.61                   | 11 %        |
| 339     | Public Information             | 0.00                       | 0.00              | 1,000.00                  | 1,000.00                 | 1,000.00                   | %           |
| 356     | Contract Services              | 0.00                       | 0.00              | 1,000.00                  | 1,000.00                 | 1,000.00                   | %           |
|         | <b>Account Total:</b>          | <b>334.17</b>              | <b>46,318.34</b>  | <b>250,601.00</b>         | <b>250,601.00</b>        | <b>204,282.66</b>          | <b>18 %</b> |
|         |                                |                            |                   |                           |                          |                            |             |
| 420460  | FIRE SUPPRESSION               |                            |                   |                           |                          |                            |             |
| 110     | Full-time Salaries             | 295,825.98                 | 2,839,474.63      | 4,166,839.00              | 4,166,839.00             | 1,327,364.37               | 68 %        |
| 111     | Holiday Pay                    | 14,687.87                  | 133,156.50        | 173,116.00                | 173,116.00               | 39,959.50                  | 77 %        |
| 120     | Overtime Full-time             | 11,963.72                  | 183,330.23        | 403,640.00                | 403,640.00               | 220,309.77                 | 45 %        |
| 122     | Overtime Regular Training      | 8,804.08                   | 41,437.89         | 342,768.00                | 342,768.00               | 301,330.11                 | 12 %        |
| 128     | Overtime Wildland              | 0.00                       | 177,922.15        | 155,000.00                | 155,000.00               | -22,922.15                 | 115 %       |
| 130     | Vacation-Sick Accrual          | 0.00                       | 0.00              | 50,000.00                 | 50,000.00                | 50,000.00                  | %           |
| 132     | Health Club Reimbursement      | 85.50                      | 743.50            | 2,000.00                  | 2,000.00                 | 1,256.50                   | 37 %        |
| 135     | Clothing Allowances            | 0.00                       | 29,900.00         | 29,900.00                 | 29,900.00                | 0.00                       | 100 %       |
| 141     | FICA                           | 4,793.13                   | 52,171.35         | 72,952.00                 | 72,952.00                | 20,780.65                  | 72 %        |
| 142     | PERS                           | 44,453.82                  | 422,869.68        | 621,782.00                | 621,782.00               | 198,912.32                 | 68 %        |
| 143     | Health/Dental/Optical          | 73,229.70                  | 592,574.90        | 931,706.00                | 931,706.00               | 339,131.10                 | 64 %        |
| 144     | Disability Coverage            | 372.20                     | 3,425.66          | 8,553.00                  | 8,553.00                 | 5,127.34                   | 40 %        |

MISSOULA RURAL FIRE DISTRICT  
Statement of Expenditure - Budget vs. Actual Report  
For the Accounting Period: 3 / 24

1000 GENERAL FUND

| Account               | Object                         | Committed<br>Current Month | Committed<br>YTD    | Original<br>Appropriation | Current<br>Appropriation | Available<br>Appropriation | %<br>Commit |
|-----------------------|--------------------------------|----------------------------|---------------------|---------------------------|--------------------------|----------------------------|-------------|
| 145                   | UCC                            | 496.88                     | 5,107.67            | 12,578.00                 | 12,578.00                | 7,470.33                   | 41 %        |
| 146                   | Workers Compensation           | 14,013.12                  | 135,930.49          | 240,994.00                | 240,994.00               | 105,063.51                 | 56 %        |
| 147                   | EAP                            | 0.00                       | 1,373.76            | 1,970.00                  | 1,970.00                 | 596.24                     | 70 %        |
| 202                   | Extrication                    | 0.00                       | 485.99              | 5,300.00                  | 5,300.00                 | 4,814.01                   | 9 %         |
| 203                   | Thermal Imaging                | 0.00                       | 8,605.65            | 11,100.00                 | 11,100.00                | 2,494.35                   | 78 %        |
| 204                   | SCBA                           | 70.82                      | 729.76              | 6,000.00                  | 6,000.00                 | 5,270.24                   | 12 %        |
| 205                   | Fire Extinguisher              | 0.00                       | 250.05              | 2,500.00                  | 2,500.00                 | 2,249.95                   | 10 %        |
| 206                   | Saws                           | 15.00                      | 1,194.36            | 1,500.00                  | 1,500.00                 | 305.64                     | 80 %        |
| 207                   | Ladders                        | 0.00                       | 0.00                | 4,000.00                  | 4,000.00                 | 4,000.00                   | %           |
| 208                   | Passport Supplies              | 256.00                     | 316.00              | 500.00                    | 500.00                   | 184.00                     | 63 %        |
| 211                   | Heath and Wellness Supplies    | 0.00                       | 0.00                | 1,000.00                  | 1,000.00                 | 1,000.00                   | %           |
| 212                   | Car Seat Supplies              | 0.00                       | 0.00                | 500.00                    | 500.00                   | 500.00                     | %           |
| 213                   | Confined Space Supplies        | 0.00                       | 0.00                | 2,000.00                  | 2,000.00                 | 2,000.00                   | %           |
| 219                   | Hazmat Supplies                | 0.00                       | 1,733.42            | 14,500.00                 | 14,500.00                | 12,766.58                  | 12 %        |
| 220                   | Operating Supplies             | 0.00                       | 1,338.71            | 1,000.00                  | 1,000.00                 | -338.71                    | 134 %       |
| 223                   | Foam Concentrate               | 0.00                       | 0.00                | 4,000.00                  | 4,000.00                 | 4,000.00                   | %           |
| 224                   | Turnout Clothing               | 4,786.55                   | 31,879.06           | 58,000.00                 | 58,000.00                | 26,120.94                  | 55 %        |
| 225                   | Wildland Clothing              | 0.00                       | 0.00                | 10,280.00                 | 10,280.00                | 10,280.00                  | %           |
| 226                   | EMT Clothing                   | 0.00                       | 0.00                | 3,000.00                  | 3,000.00                 | 3,000.00                   | %           |
| 229                   | Wildland Supplies              | 429.73                     | 495.71              | 5,800.00                  | 5,800.00                 | 5,304.29                   | 9 %         |
| 230                   | Uniforms                       | 0.00                       | 3,043.49            | 4,920.00                  | 4,920.00                 | 1,876.51                   | 62 %        |
| 236                   | WL Hose/Nozzle                 | 0.00                       | 0.00                | 7,800.00                  | 7,800.00                 | 7,800.00                   | %           |
| 237                   | Sup Hoses/Nozzles              | 14,937.03                  | 37,004.18           | 47,308.00                 | 47,308.00                | 10,303.82                  | 78 %        |
| 271                   | Radio Maintenance              | 0.00                       | 299.00              | 4,000.00                  | 4,000.00                 | 3,701.00                   | 7 %         |
| 294                   | Rescue Equipment               | 0.00                       | 5,301.86            | 10,000.00                 | 10,000.00                | 4,698.14                   | 53 %        |
| 301                   | Generators                     | 0.00                       | 6,800.64            | 9,100.00                  | 9,100.00                 | 2,299.36                   | 75 %        |
| 302                   | Extrication                    | 0.00                       | 0.00                | 5,500.00                  | 5,500.00                 | 5,500.00                   | %           |
| 304                   | SCBA                           | 0.00                       | 1,985.00            | 2,500.00                  | 2,500.00                 | 515.00                     | 79 %        |
| 305                   | Fire Extinguisher              | 0.00                       | 0.00                | 1,650.00                  | 1,650.00                 | 1,650.00                   | %           |
| 307                   | Ladder Maint                   | 0.00                       | 1,926.00            | 2,800.00                  | 2,800.00                 | 874.00                     | 69 %        |
| 309                   | PIO Services                   | 0.00                       | 0.00                | 2,000.00                  | 2,000.00                 | 2,000.00                   | %           |
| 333                   | Subscriptions                  | 0.00                       | 340.00              | 300.00                    | 300.00                   | -40.00                     | 113 %       |
| 361                   | Maint. Bldgs/Grounds Station 1 | 2,424.72                   | 9,890.80            | 13,900.00                 | 13,900.00                | 4,009.20                   | 71 %        |
| 362                   | Maint. Bldgs/Grounds Station 2 | 142.37                     | 6,810.16            | 9,000.00                  | 9,000.00                 | 2,189.84                   | 76 %        |
| 364                   | Maint. Bldgs/Grounds Station 4 | 1,506.45                   | 9,408.23            | 13,000.00                 | 13,000.00                | 3,591.77                   | 72 %        |
| 365                   | Maint. Bldgs/Grounds Station 5 | 349.00                     | 2,274.26            | 9,000.00                  | 9,000.00                 | 6,725.74                   | 25 %        |
| 366                   | Maint. Bldgs/Grounds Station 6 | 926.70                     | 7,969.90            | 9,000.00                  | 9,000.00                 | 1,030.10                   | 89 %        |
| 367                   | Station Maintenance Projects   | 0.00                       | 1,108.00            | 173,000.00                | 173,000.00               | 171,892.00                 | 1 %         |
| 369                   | Maint. Turnout Clothing        | 1,219.42                   | 1,219.42            | 3,700.00                  | 3,700.00                 | 2,480.58                   | 33 %        |
| 371                   | Radio Maintenance              | 0.00                       | 0.00                | 4,000.00                  | 4,000.00                 | 4,000.00                   | %           |
| 375                   | Exhaust System Maint.          | 0.00                       | 0.00                | 3,000.00                  | 3,000.00                 | 3,000.00                   | %           |
| 379                   | Food, Lodging, Travel          | 1,506.54                   | 51,175.13           | 81,300.00                 | 81,300.00                | 30,124.87                  | 63 %        |
| 380                   | Training                       | 1,225.00                   | 47,588.92           | 88,809.00                 | 88,809.00                | 41,220.08                  | 54 %        |
| 533                   | Equipment Rental               | 0.00                       | 0.00                | 500.00                    | 500.00                   | 500.00                     | %           |
| 941                   | Technical Equipment            | 0.00                       | 0.00                | 70,670.00                 | 70,670.00                | 70,670.00                  | %           |
| <b>Account Total:</b> |                                | <b>498,521.33</b>          | <b>4,860,592.11</b> | <b>7,921,535.00</b>       | <b>7,921,535.00</b>      | <b>3,060,942.89</b>        | <b>61 %</b> |

MISSOULA RURAL FIRE DISTRICT  
Statement of Expenditure - Budget vs. Actual Report  
For the Accounting Period: 3 / 24

1000 GENERAL FUND

| Account                            | Object                      | Committed<br>Current Month | Committed<br>YTD | Original<br>Appropriation | Current<br>Appropriation | Available<br>Appropriation | %<br>Commit |
|------------------------------------|-----------------------------|----------------------------|------------------|---------------------------|--------------------------|----------------------------|-------------|
| <b>420461 MEDICAL</b>              |                             |                            |                  |                           |                          |                            |             |
| 220                                | Operating Supplies          | 0.00                       | 2,183.77         | 2,500.00                  | 2,500.00                 | 316.23                     | 87 %        |
| 221                                | Small Equipment             | 0.00                       | 7,006.88         | 12,700.00                 | 12,700.00                | 5,693.12                   | 55 %        |
| 222                                | Medical Supplies            | 1,947.51                   | 36,489.48        | 39,222.00                 | 39,222.00                | 2,732.52                   | 93 %        |
| 356                                | Contract Services           | 139.81                     | 13,031.89        | 20,000.00                 | 20,000.00                | 6,968.11                   | 65 %        |
|                                    | <b>Account Total:</b>       | <b>2,087.32</b>            | <b>58,712.02</b> | <b>74,422.00</b>          | <b>74,422.00</b>         | <b>15,709.98</b>           | <b>79 %</b> |
| <b>420462 VOLUNTEER OPERATIONS</b> |                             |                            |                  |                           |                          |                            |             |
| 133                                | Volunteer Operations Budget | 0.00                       | 0.00             | 3,000.00                  | 3,000.00                 | 3,000.00                   | %           |
| 134                                | Volunteer Cell Phone        | 0.00                       | 2,250.00         | 2,250.00                  | 2,250.00                 | 0.00                       | 100 %       |
| 146                                | Workers Compensation        | 1,442.29                   | 7,054.50         | 15,000.00                 | 15,000.00                | 7,945.50                   | 47 %        |
| 147                                | EAP                         | 0.00                       | 572.40           | 1,419.00                  | 1,419.00                 | 846.60                     | 40 %        |
| 291                                | Recruitment & Retention     | 5,306.50                   | 6,409.50         | 8,000.00                  | 8,000.00                 | 1,590.50                   | 80 %        |
| 380                                | Training                    | 225.00                     | 25,636.74        | 146,558.00                | 146,558.00               | 120,921.26                 | 17 %        |
| 391                                | Recruitment and Retention   | 100.00                     | 2,381.38         | 2,000.00                  | 2,000.00                 | -381.38                    | 119 %       |
|                                    | <b>Account Total:</b>       | <b>7,073.79</b>            | <b>44,304.52</b> | <b>178,227.00</b>         | <b>178,227.00</b>        | <b>133,922.48</b>          | <b>25 %</b> |
| <b>420510 ADMINISTRATION</b>       |                             |                            |                  |                           |                          |                            |             |
| 110                                | Full-time Salaries          | 52,465.96                  | 455,048.61       | 836,173.00                | 836,173.00               | 381,124.39                 | 54 %        |
| 111                                | Holiday Pay                 | 2,564.73                   | 21,802.51        | 31,149.00                 | 31,149.00                | 9,346.49                   | 70 %        |
| 120                                | Overtime Full-time          | 130.85                     | 351.81           | 8,276.00                  | 8,276.00                 | 7,924.19                   | 4 %         |
| 130                                | Vacation-Sick Accrual       | 0.00                       | 108,652.50       | 0.00                      | 0.00                     | -108,652.50                | %           |
| 132                                | Health Club Reimbursement   | 0.00                       | 29.00            | 200.00                    | 200.00                   | 171.00                     | 15 %        |
| 135                                | Clothing Allowances         | 0.00                       | 2,500.00         | 3,151.00                  | 3,151.00                 | 651.00                     | 79 %        |
| 136                                | Deferred Comp/Other Fringe  | 3,034.09                   | 37,229.81        | 63,752.00                 | 63,752.00                | 26,522.19                  | 58 %        |
| 141                                | FICA                        | 2,058.88                   | 19,494.51        | 30,869.00                 | 30,869.00                | 11,374.49                  | 63 %        |
| 142                                | PERS                        | 6,840.12                   | 53,950.14        | 112,686.00                | 112,686.00               | 58,735.86                  | 48 %        |
| 143                                | Health/Dental/Optical       | 11,576.90                  | 179,202.86       | 138,923.00                | 138,923.00               | -40,279.86                 | 129 %       |
| 144                                | Disability Coverage         | 54.42                      | 443.03           | 1,505.00                  | 1,505.00                 | 1,061.97                   | 29 %        |
| 145                                | UCC                         | 82.75                      | 882.47           | 2,212.00                  | 2,212.00                 | 1,329.53                   | 40 %        |
| 146                                | Workers Compensation        | 1,601.53                   | 17,812.47        | 31,957.00                 | 31,957.00                | 14,144.53                  | 56 %        |
| 147                                | EAP                         | 0.00                       | 162.18           | 280.00                    | 280.00                   | 117.82                     | 58 %        |
| 210                                | Office Supplies             | 653.53                     | 7,179.17         | 8,000.00                  | 8,000.00                 | 820.83                     | 90 %        |
| 220                                | Operating Supplies          | 0.00                       | 5,534.00         | 6,556.00                  | 6,556.00                 | 1,022.00                   | 84 %        |
| 221                                | Small Equipment             | 0.00                       | 149.99           | 4,500.00                  | 4,500.00                 | 4,350.01                   | 3 %         |
| 227                                | Petty Cash                  | 0.00                       | 0.00             | 175.00                    | 175.00                   | 175.00                     | %           |
| 234                                | Small Tools                 | 0.00                       | 0.00             | 500.00                    | 500.00                   | 500.00                     | %           |
| 268                                | Computer Supplies           | 3,574.89                   | 17,844.92        | 37,000.00                 | 37,000.00                | 19,155.08                  | 48 %        |
| 291                                | Recruitment & Retention     | 0.00                       | 49.99            | 2,000.00                  | 2,000.00                 | 1,950.01                   | 2 %         |
| 311                                | Postage                     | 152.28                     | 1,457.41         | 4,000.00                  | 4,000.00                 | 2,542.59                   | 36 %        |
| 320                                | Printing                    | 456.84                     | 2,737.31         | 4,000.00                  | 4,000.00                 | 1,262.69                   | 68 %        |
| 333                                | Subscriptions               | 825.00                     | 4,121.00         | 8,050.00                  | 8,050.00                 | 3,929.00                   | 51 %        |
| 337                                | Legal Advertising           | 0.00                       | 419.44           | 2,500.00                  | 2,500.00                 | 2,080.56                   | 17 %        |
| 339                                | Public Information          | 0.00                       | 0.00             | 3,500.00                  | 3,500.00                 | 3,500.00                   | %           |
| 341                                | Electricity, Gas, Water     | 5,332.29                   | 43,183.49        | 65,000.00                 | 65,000.00                | 21,816.51                  | 66 %        |
| 342                                | Garbage Collection          | 1,118.61                   | 9,521.01         | 12,000.00                 | 12,000.00                | 2,478.99                   | 79 %        |
| 345                                | Telephone                   | 3,381.39                   | 29,323.79        | 41,000.00                 | 41,000.00                | 11,676.21                  | 72 %        |
| 352                                | Attorney Fees               | 4,193.75                   | 5,106.25         | 80,000.00                 | 80,000.00                | 74,893.75                  | 6 %         |
| 354                                | Audit Fees                  | 300.00                     | 3,050.00         | 45,000.00                 | 45,000.00                | 41,950.00                  | 7 %         |
| 356                                | Contract Services           | 2,204.71                   | 27,313.12        | 137,000.00                | 137,000.00               | 109,686.88                 | 20 %        |
| 357                                | Accreditation               | 5,000.00                   | 5,250.00         | 14,370.00                 | 14,370.00                | 9,120.00                   | 37 %        |

08/05/24  
12:53:30

MISSOULA RURAL FIRE DISTRICT  
Statement of Expenditure - Budget vs. Actual Report  
For the Accounting Period: 3 / 24

Page: 5 of 5  
Report ID: B100

1000 GENERAL FUND

| Account | Object                       | Committed<br>Current Month | Committed<br>YTD    | Original<br>Appropriation | Current<br>Appropriation | Available<br>Appropriation | %<br>Commit |
|---------|------------------------------|----------------------------|---------------------|---------------------------|--------------------------|----------------------------|-------------|
| 368     | Computer Maintenance         | 15,945.44                  | 109,123.19          | 135,184.00                | 135,184.00               | 26,060.81                  | 81 %        |
| 379     | Food, Lodging, Travel        | 3,491.67                   | 20,583.64           | 43,060.00                 | 43,060.00                | 22,476.36                  | 48 %        |
| 380     | Training                     | 672.50                     | 11,359.50           | 15,230.00                 | 15,230.00                | 3,870.50                   | 75 %        |
| 391     | Recruitment and Retention    | 488.75                     | 488.75              | 3,000.00                  | 3,000.00                 | 2,511.25                   | 16 %        |
| 395     | Election Costs               | 0.00                       | 0.00                | 10,000.00                 | 10,000.00                | 10,000.00                  | %           |
| 510     | Insurance                    | 0.00                       | 65,937.00           | 65,000.00                 | 65,000.00                | -937.00                    | 101 %       |
| 530     | Office Rent                  | 750.00                     | 7,180.00            | 7,670.00                  | 7,670.00                 | 490.00                     | 94 %        |
| 610     | Interest and Debt Redemption | 0.00                       | 117,958.74          | 117,960.00                | 117,960.00               | 1.26                       | 100 %       |
| 620     | Interest                     | 0.00                       | 98,806.76           | 93,161.00                 | 93,161.00                | -5,645.76                  | 106 %       |
|         | <b>Account Total:</b>        | <b>128,951.88</b>          | <b>1,491,240.37</b> | <b>2,226,549.00</b>       | <b>2,226,549.00</b>      | <b>735,308.63</b>          | <b>67 %</b> |
|         | <b>Account Group Total:</b>  | <b>712,214.00</b>          | <b>7,356,663.66</b> | <b>12,804,291.00</b>      | <b>12,804,291.00</b>     | <b>5,447,627.34</b>        | <b>57 %</b> |
| 520000  |                              |                            |                     |                           |                          |                            |             |
| 521000  | Transfer out                 |                            |                     |                           |                          |                            |             |
|         | 820 Transfer Out             | 0.00                       | 0.00                | 400,000.00                | 400,000.00               | 400,000.00                 | %           |
|         | <b>Account Total:</b>        | <b>0.00</b>                | <b>0.00</b>         | <b>400,000.00</b>         | <b>400,000.00</b>        | <b>400,000.00</b>          | <b>%</b>    |
|         | <b>Account Group Total:</b>  | <b>0.00</b>                | <b>0.00</b>         | <b>400,000.00</b>         | <b>400,000.00</b>        | <b>400,000.00</b>          | <b>%</b>    |
|         | <b>Fund Total:</b>           | <b>712,214.00</b>          | <b>7,356,663.66</b> | <b>13,204,291.00</b>      | <b>13,204,291.00</b>     | <b>5,847,627.34</b>        | <b>56 %</b> |
|         | <b>Grand Total:</b>          | <b>712,214.00</b>          | <b>0.00</b>         | <b>13,204,291.00</b>      | <b>13,204,291.00</b>     | <b>5,847,627.34</b>        | <b>56 %</b> |



# MISSOULA RURAL

---

## FIRE DISTRICT

### 4<sup>th</sup> Quarter Budget vs Actual

FY 23/24



MISSOULA RURAL FIRE DISTRICT  
Statement of Revenue Budget vs Actuals  
For the Accounting Period: 6 / 24

1000 GENERAL FUND

| Account                                       | Received          |                      | Estimated Revenue    | Revenue            |              |
|---|-------------------|----------------------|----------------------|--------------------|--------------|
|   | Current Month     | Received YTD         |                      | To Be Received     | % Received   |
| <b>310000 TAXES</b>                           |                   |                      |                      |                    |              |
| 311010 REAL PROPERTY TAXES                    | 579,702.47        | 9,096,354.06         | 9,408,140.00         | 311,785.94         | 97 %         |
| 311021 MOBILE HOME PROPERTY TAXES             | 13,541.88         | 127,536.36           | 0.00                 | -127,536.36        | ** %         |
| 311022 PERSONAL PROPERTY TAXES                | 34,367.28         | 42,167.41            | 0.00                 | -42,167.41         | ** %         |
| 312000 PENALTY & INTEREST ON DELQ. TAXES      | 1,998.15          | 14,972.17            | 0.00                 | -14,972.17         | ** %         |
| <b>Account Group Total:</b>                   | <b>629,609.78</b> | <b>9,281,030.00</b>  | <b>9,408,140.00</b>  | <b>127,110.00</b>  | <b>99 %</b>  |
| <b>330000 INTERGOVERNMENTAL REVENUES</b>      |                   |                      |                      |                    |              |
| 331001 HMEP GRANT                             | 0.00              | 2,562.92             | 0.00                 | -2,562.92          | ** %         |
| 331003 FUEL MITIGATION GRANT (FEDERAL)        | 0.00              | 76,210.72            | 187,950.00           | 111,739.28         | 41 %         |
| 331008 AFG Grant                              | 0.00              | 0.00                 | 66,000.00            | 66,000.00          | 0 %          |
| 335230 STATE ENTITLEMENT SHARE                | 222,329.71        | 889,318.84           | 889,319.00           | 0.16               | 100 %        |
| 336010 WILDLAND FIRE                          | 0.00              | 544,323.44           | 150,000.00           | -394,323.44        | 363 %        |
| 336011 ALL HAZARDS                            | 0.00              | 5,000.00             | 30,000.00            | 25,000.00          | 17 %         |
| <b>Account Group Total:</b>                   | <b>222,329.71</b> | <b>1,517,415.92</b>  | <b>1,323,269.00</b>  | <b>-194,146.92</b> | <b>115 %</b> |
| <b>340000 CHARGES FOR SERVICES</b>            |                   |                      |                      |                    |              |
| 342023 SUB-DIVISION REVIEW FEES               | 0.00              | 3,964.00             | 10,000.00            | 6,036.00           | 40 %         |
| 342029 ALL HAZARD INCIDENT FEES               | 0.00              | 0.00                 | 500.00               | 500.00             | 0 %          |
| 342030 LOCKBOX/SIGN FEES                      | 92.00             | 746.00               | 4,000.00             | 3,254.00           | 19 %         |
| 342031 REPORT FEES                            | 0.00              | 240.00               | 1,000.00             | 760.00             | 24 %         |
| 342060 FUEL MITIGATION FEES                   | 0.00              | 22,541.55            | 12,000.00            | -10,541.55         | 188 %        |
| <b>Account Group Total:</b>                   | <b>92.00</b>      | <b>27,491.55</b>     | <b>27,500.00</b>     | <b>8.45</b>        | <b>100 %</b> |
| <b>360000 MISCELLANEOUS REVENUES</b>          |                   |                      |                      |                    |              |
| 362010 OTHER REVENUE                          | 1,209.27          | 95,321.96            | 5,000.00             | -90,321.96         | *** %        |
| 362021 INSURANCE CLAIM                        | 0.00              | 0.00                 | 5,000.00             | 5,000.00           | 0 %          |
| 362070 SAFE KIDS COALITION PROJECTS           | 0.00              | 220.00               | 0.00                 | -220.00            | ** %         |
| 365010 GIFTS/DONATIONS                        | 0.00              | 100.00               | 1,000.00             | 900.00             | 10 %         |
| 367000 SURPLUS PROP SALE (NON-CAPT ASSESTS)   | 379.50            | 1,379.50             | 0.00                 | -1,379.50          | ** %         |
| <b>Account Group Total:</b>                   | <b>1,588.77</b>   | <b>97,021.46</b>     | <b>11,000.00</b>     | <b>-86,021.46</b>  | <b>882 %</b> |
| <b>370000 INVESTMENT AND ROYALTY EARNINGS</b> |                   |                      |                      |                    |              |
| 371010 INTEREST EARNINGS                      | 93,343.86         | 284,401.26           | 100,000.00           | -184,401.26        | 284 %        |
| <b>Account Group Total:</b>                   | <b>93,343.86</b>  | <b>284,401.26</b>    | <b>100,000.00</b>    | <b>-184,401.26</b> | <b>284 %</b> |
| <b>380000</b>                                 |                   |                      |                      |                    |              |
| 382000 PROCEEDS FROM SALE OF CAPITAL ASSETS   | 10,500.00         | 52,500.00            | 85,000.00            | 32,500.00          | 62 %         |
| <b>Account Group Total:</b>                   | <b>10,500.00</b>  | <b>52,500.00</b>     | <b>85,000.00</b>     | <b>32,500.00</b>   | <b>62 %</b>  |
| <b>Fund Total:</b>                            | <b>957,464.12</b> | <b>11,259,860.19</b> | <b>10,954,909.00</b> | <b>-304,951.19</b> | <b>103 %</b> |
| <b>Grand Total:</b>                           | <b>957,464.12</b> | <b>11,259,860.19</b> | <b>10,954,909.00</b> | <b>-304,951.19</b> | <b>103 %</b> |

MISSOULA RURAL FIRE DISTRICT  
Statement of Expenditure - Budget vs. Actual Report  
For the Accounting Period: 6 / 24

1000 GENERAL FUND

| Account                           | Object                    | Committed<br>Current Month | Committed<br>YTD  | Original<br>Appropriation | Current<br>Appropriation | Available<br>Appropriation | %<br>Commit |
|-----------------------------------|---------------------------|----------------------------|-------------------|---------------------------|--------------------------|----------------------------|-------------|
| <b>420000 PUBLIC SAFETY</b>       |                           |                            |                   |                           |                          |                            |             |
| <b>420410 FIRE PREVENTION</b>     |                           |                            |                   |                           |                          |                            |             |
| 110                               | Full-time Salaries        | 23,613.59                  | 210,041.08        | 230,959.00                | 230,959.00               | 20,917.92                  | 91 %        |
| 111                               | Holiday Pay               | 448.30                     | 4,093.87          | 8,720.00                  | 8,720.00                 | 4,626.13                   | 47 %        |
| 120                               | Overtime Full-time        | 0.00                       | 780.15            | 6,820.00                  | 6,820.00                 | 6,039.85                   | 11 %        |
| 132                               | Health Club Reimbursement | 0.00                       | 0.00              | 250.00                    | 250.00                   | 250.00                     | %           |
| 135                               | Clothing Allowances       | 0.00                       | 1,300.00          | 1,300.00                  | 1,300.00                 | 0.00                       | 100 %       |
| 141                               | FICA                      | 165.38                     | 2,951.57          | 3,511.00                  | 3,511.00                 | 559.43                     | 84 %        |
| 142                               | PERS                      | 1,508.90                   | 28,076.47         | 34,418.00                 | 34,418.00                | 6,341.53                   | 82 %        |
| 143                               | Health/Dental/Optical     | 2,116.10                   | 35,827.10         | 40,454.00                 | 40,454.00                | 4,626.90                   | 89 %        |
| 144                               | Disability Coverage       | 12.01                      | 194.26            | 408.00                    | 408.00                   | 213.74                     | 48 %        |
| 145                               | UCC                       | 36.10                      | 324.22            | 606.00                    | 606.00                   | 281.78                     | 54 %        |
| 146                               | Workers Compensation      | 1,035.14                   | 9,061.69          | 11,596.00                 | 11,596.00                | 2,534.31                   | 78 %        |
| 147                               | EAP                       | 0.00                       | 76.32             | 80.00                     | 80.00                    | 3.68                       | 95 %        |
| 220                               | Operating Supplies        | 0.00                       | 3,226.54          | 10,000.00                 | 10,000.00                | 6,773.46                   | 32 %        |
| 221                               | Small Equipment           | 0.00                       | 0.00              | 1,000.00                  | 1,000.00                 | 1,000.00                   | %           |
| 235                               | Fire Investigation        | 0.00                       | 37.98             | 1,000.00                  | 1,000.00                 | 962.02                     | 4 %         |
| 333                               | Subscriptions             | 0.00                       | 226.00            | 2,700.00                  | 2,700.00                 | 2,474.00                   | 8 %         |
| 339                               | Public Information        | 0.00                       | 0.00              | 1,000.00                  | 1,000.00                 | 1,000.00                   | %           |
| 379                               | Food, Lodging, Travel     | 546.23                     | 3,918.46          | 1,170.00                  | 1,170.00                 | -2,748.46                  | 335 %       |
| 380                               | Training                  | 0.00                       | 906.69            | 350.00                    | 350.00                   | -556.69                    | 259 %       |
| 384                               | Sub-Division Review       | 0.00                       | 0.00              | 3,000.00                  | 3,000.00                 | 3,000.00                   | %           |
|                                   | <b>Account Total:</b>     | <b>29,481.75</b>           | <b>301,042.40</b> | <b>359,342.00</b>         | <b>359,342.00</b>        | <b>58,299.60</b>           | <b>84 %</b> |
| <b>420430 TRAINING</b>            |                           |                            |                   |                           |                          |                            |             |
| 110                               | Full-time Salaries        | 7,153.69                   | 138,175.16        | 183,304.00                | 183,304.00               | 45,128.84                  | 75 %        |
| 111                               | Holiday Pay               | 376.51                     | 5,194.60          | 8,098.00                  | 8,098.00                 | 2,903.40                   | 64 %        |
| 120                               | Overtime Full-time        | 2,760.07                   | 61,966.06         | 166,396.00                | 166,396.00               | 104,429.94                 | 37 %        |
| 132                               | Health Club Reimbursement | 0.00                       | 0.00              | 250.00                    | 250.00                   | 250.00                     | %           |
| 135                               | Clothing Allowances       | 0.00                       | 1,300.00          | 1,300.00                  | 1,300.00                 | 0.00                       | 100 %       |
| 141                               | FICA                      | 148.61                     | 2,981.62          | 4,552.00                  | 4,552.00                 | 1,570.38                   | 66 %        |
| 142                               | PERS                      | 1,428.52                   | 25,475.64         | 27,485.00                 | 27,485.00                | 2,009.36                   | 93 %        |
| 143                               | Health/Dental/Optical     | 2,116.10                   | 30,453.50         | 48,578.00                 | 48,578.00                | 18,124.50                  | 63 %        |
| 144                               | Disability Coverage       | 11.35                      | 189.48            | 534.00                    | 534.00                   | 344.52                     | 35 %        |
| 145                               | UCC                       | 15.45                      | 309.99            | 785.00                    | 785.00                   | 475.01                     | 39 %        |
| 146                               | Workers Compensation      | 403.12                     | 7,741.08          | 15,036.00                 | 15,036.00                | 7,294.92                   | 51 %        |
| 147                               | EAP                       | 0.00                       | 57.24             | 80.00                     | 80.00                    | 22.76                      | 72 %        |
| 220                               | Operating Supplies        | 0.00                       | 8,198.19          | 10,800.00                 | 10,800.00                | 2,601.81                   | 76 %        |
| 221                               | Small Equipment           | 0.00                       | 0.00              | 1,100.00                  | 1,100.00                 | 1,100.00                   | %           |
| 292                               | Research & Development    | 0.00                       | 2,217.02          | 3,150.00                  | 3,150.00                 | 932.98                     | 70 %        |
| 333                               | Subscriptions             | 0.00                       | 180.00            | 500.00                    | 500.00                   | 320.00                     | 36 %        |
| 379                               | Food, Lodging, Travel     | 0.00                       | 0.00              | 6,070.00                  | 6,070.00                 | 6,070.00                   | %           |
| 380                               | Training                  | 0.00                       | 435.00            | 5,115.00                  | 5,115.00                 | 4,680.00                   | 9 %         |
|                                   | <b>Account Total:</b>     | <b>14,413.42</b>           | <b>284,874.58</b> | <b>483,133.00</b>         | <b>483,133.00</b>        | <b>198,258.42</b>          | <b>59 %</b> |
| <b>420440 RESOURCE MANAGEMENT</b> |                           |                            |                   |                           |                          |                            |             |
| 110                               | Full-time Salaries        | 14,500.12                  | 168,372.80        | 168,835.00                | 168,835.00               | 462.20                     | 100 %       |
| 111                               | Holiday Pay               | 763.16                     | 6,552.10          | 6,921.00                  | 6,921.00                 | 368.90                     | 95 %        |
| 120                               | Overtime Full-time        | 314.00                     | 10,697.66         | 16,820.00                 | 16,820.00                | 6,122.34                   | 64 %        |
| 132                               | Health Club Reimbursement | 15.00                      | 150.00            | 500.00                    | 500.00                   | 350.00                     | 30 %        |
| 135                               | Clothing Allowances       | 0.00                       | 650.00            | 650.00                    | 650.00                   | 0.00                       | 100 %       |

MISSOULA RURAL FIRE DISTRICT  
Statement of Expenditure - Budget vs. Actual Report  
For the Accounting Period: 6 / 24

1000 GENERAL FUND

| Account                 | Object                         | Committed<br>Current Month | Committed<br>YTD  | Original<br>Appropriation | Current<br>Appropriation | Available<br>Appropriation | %<br>Commit |
|-------------------------|--------------------------------|----------------------------|-------------------|---------------------------|--------------------------|----------------------------|-------------|
| 141                     | FICA                           | 225.87                     | 2,686.68          | 3,112.00                  | 3,112.00                 | 425.32                     | 86 %        |
| 142                     | PERS                           | 2,191.80                   | 24,729.14         | 25,239.00                 | 25,239.00                | 509.86                     | 98 %        |
| 143                     | Health/Dental/Optical          | 4,232.20                   | 40,666.00         | 36,412.00                 | 36,412.00                | -4,254.00                  | 112 %       |
| 144                     | Disability Coverage            | 17.00                      | 171.46            | 356.00                    | 356.00                   | 184.54                     | 48 %        |
| 145                     | UCC                            | 23.37                      | 277.89            | 523.00                    | 523.00                   | 245.11                     | 53 %        |
| 146                     | Workers Compensation           | 665.63                     | 7,659.76          | 10,018.00                 | 10,018.00                | 2,358.24                   | 76 %        |
| 147                     | EAP                            | 0.00                       | 66.78             | 70.00                     | 70.00                    | 3.22                       | 95 %        |
| 221                     | Small Equipment                | 0.00                       | 4,892.77          | 10,000.00                 | 10,000.00                | 5,107.23                   | 49 %        |
| 231                     | Fuel                           | 6,633.69                   | 74,625.40         | 86,100.00                 | 86,100.00                | 11,474.60                  | 87 %        |
| 232                     | Lubricants                     | 1,102.99                   | 4,013.96          | 5,000.00                  | 5,000.00                 | 986.04                     | 80 %        |
| 233                     | Tires                          | 0.00                       | 12,455.51         | 15,230.00                 | 15,230.00                | 2,774.49                   | 82 %        |
| 234                     | Small Tools                    | 0.00                       | 5,021.02          | 1,400.00                  | 1,400.00                 | -3,621.02                  | 359 %       |
| 270                     | Maintenance-All Other          | 1,699.71                   | 4,272.09          | 5,000.00                  | 5,000.00                 | 727.91                     | 85 %        |
| 272                     | Vehicle Maintenance            | 545.65                     | 31,103.29         | 30,000.00                 | 30,000.00                | -1,103.29                  | 104 %       |
| 333                     | Subscriptions                  | 0.00                       | 377.06            | 400.00                    | 400.00                   | 22.94                      | 94 %        |
| 370                     | Maintenance - All other Equip. | 714.80                     | 3,466.52          | 3,000.00                  | 3,000.00                 | -466.52                    | 116 %       |
| 372                     | Vehicle Maintenance            | 3,504.01                   | 35,608.12         | 45,000.00                 | 45,000.00                | 9,391.88                   | 79 %        |
| 373                     | Vehicle Body Repair            | 550.00                     | 966.00            | 10,000.00                 | 10,000.00                | 9,034.00                   | 10 %        |
| 379                     | Food, Lodging, Travel          | 0.00                       | 6,070.44          | 6,440.00                  | 6,440.00                 | 369.56                     | 94 %        |
| 380                     | Training                       | 56.00                      | 1,886.00          | 1,000.00                  | 1,000.00                 | -886.00                    | 189 %       |
| 945                     | APPARATUS REPLACEMENT          | 0.00                       | 116,314.91        | 822,456.00                | 822,456.00               | 706,141.09                 | 14 %        |
|                         | <b>Account Total:</b>          | <b>37,755.00</b>           | <b>563,753.36</b> | <b>1,310,482.00</b>       | <b>1,310,482.00</b>      | <b>746,728.64</b>          | <b>43 %</b> |
| 420441 FUEL MITIGATION  |                                |                            |                   |                           |                          |                            |             |
| 110                     | Full-time Salaries             | 0.00                       | 37,615.50         | 191,160.00                | 191,160.00               | 153,544.50                 | 20 %        |
| 120                     | Overtime Full-time             | 3,875.99                   | 6,070.29          | 5,000.00                  | 5,000.00                 | -1,070.29                  | 121 %       |
| 141                     | FICA                           | 55.93                      | 2,965.18          | 14,624.00                 | 14,624.00                | 11,658.82                  | 20 %        |
| 142                     | PERS                           | 556.59                     | 1,274.70          | 3,000.00                  | 3,000.00                 | 1,725.30                   | 42 %        |
| 144                     | Disability Coverage            | 3.09                       | 5.47              | 10.00                     | 10.00                    | 4.53                       | 55 %        |
| 145                     | UCC                            | 5.81                       | 65.54             | 478.00                    | 478.00                   | 412.46                     | 14 %        |
| 146                     | Workers Compensation           | 111.17                     | 1,703.18          | 9,329.00                  | 9,329.00                 | 7,625.82                   | 18 %        |
| 220                     | Operating Supplies             | 100.65                     | 1,079.62          | 5,000.00                  | 5,000.00                 | 3,920.38                   | 22 %        |
| 221                     | Small Equipment                | 0.00                       | 0.00              | 15,000.00                 | 15,000.00                | 15,000.00                  | %           |
| 231                     | Fuel                           | 130.06                     | 691.45            | 5,000.00                  | 5,000.00                 | 4,308.55                   | 14 %        |
| 339                     | Public Information             | 0.00                       | 0.00              | 1,000.00                  | 1,000.00                 | 1,000.00                   | %           |
| 356                     | Contract Services              | 0.00                       | 0.00              | 1,000.00                  | 1,000.00                 | 1,000.00                   | %           |
|                         | <b>Account Total:</b>          | <b>4,839.29</b>            | <b>51,470.93</b>  | <b>250,601.00</b>         | <b>250,601.00</b>        | <b>199,130.07</b>          | <b>21 %</b> |
| 420460 FIRE SUPPRESSION |                                |                            |                   |                           |                          |                            |             |
| 110                     | Full-time Salaries             | 309,354.23                 | 4,077,256.49      | 4,166,839.00              | 4,166,839.00             | 89,582.51                  | 98 %        |
| 111                     | Holiday Pay                    | 15,305.28                  | 155,772.42        | 173,116.00                | 173,116.00               | 17,343.58                  | 90 %        |
| 120                     | Overtime Full-time             | 12,875.25                  | 260,426.50        | 403,640.00                | 403,640.00               | 143,213.50                 | 65 %        |
| 122                     | Overtime Regular Training      | 10,520.85                  | 97,163.39         | 342,768.00                | 342,768.00               | 245,604.61                 | 28 %        |
| 128                     | Overtime Wildland              | 15,607.46                  | 201,797.40        | 155,000.00                | 155,000.00               | -46,797.40                 | 130 %       |
| 130                     | Vacation-Sick Accrual          | 2,421.16                   | 2,541.56          | 50,000.00                 | 50,000.00                | 47,458.44                  | 5 %         |
| 132                     | Health Club Reimbursement      | 56.50                      | 913.00            | 2,000.00                  | 2,000.00                 | 1,087.00                   | 46 %        |
| 135                     | Clothing Allowances            | 0.00                       | 29,900.00         | 29,900.00                 | 29,900.00                | 0.00                       | 100 %       |
| 136                     | Deferred Comp/Other Fringe     | 0.00                       | 82.11             | 0.00                      | 0.00                     | -82.11                     | %           |
| 141                     | FICA                           | 5,286.26                   | 72,722.23         | 72,952.00                 | 72,952.00                | 229.77                     | 100 %       |
| 142                     | PERS                           | 46,082.40                  | 601,704.29        | 621,782.00                | 621,782.00               | 20,077.71                  | 97 %        |
| 143                     | Health/Dental/Optical          | 79,508.30                  | 821,469.80        | 931,706.00                | 931,706.00               | 110,236.20                 | 88 %        |

1000 GENERAL FUND

| Account               | Object                         | Committed<br>Current Month | Committed<br>YTD    | Original<br>Appropriation | Current<br>Appropriation | Available<br>Appropriation | %<br>Commit |
|-----------------------|--------------------------------|----------------------------|---------------------|---------------------------|--------------------------|----------------------------|-------------|
| 144                   | Disability Coverage            | 364.39                     | 4,516.16            | 8,553.00                  | 8,553.00                 | 4,036.84                   | 53 %        |
| 145                   | UCC                            | 549.11                     | 7,238.60            | 12,578.00                 | 12,578.00                | 5,339.40                   | 58 %        |
| 146                   | Workers Compensation           | 15,305.92                  | 195,142.63          | 240,994.00                | 240,994.00               | 45,851.37                  | 81 %        |
| 147                   | EAP                            | 0.00                       | 1,850.76            | 1,970.00                  | 1,970.00                 | 119.24                     | 94 %        |
| 202                   | Extrication                    | 0.00                       | 485.99              | 5,300.00                  | 5,300.00                 | 4,814.01                   | 9 %         |
| 203                   | Thermal Imaging                | 0.00                       | 7,855.65            | 11,100.00                 | 11,100.00                | 3,244.35                   | 71 %        |
| 204                   | SCBA                           | 326.91                     | 5,228.78            | 6,000.00                  | 6,000.00                 | 771.22                     | 87 %        |
| 205                   | Fire Extinguisher              | 0.00                       | 2,659.80            | 2,500.00                  | 2,500.00                 | -159.80                    | 106 %       |
| 206                   | Saws                           | 0.00                       | 1,194.36            | 1,500.00                  | 1,500.00                 | 305.64                     | 80 %        |
| 207                   | Ladders                        | 0.00                       | 0.00                | 4,000.00                  | 4,000.00                 | 4,000.00                   | %           |
| 208                   | Passport Supplies              | 0.00                       | 316.00              | 500.00                    | 500.00                   | 184.00                     | 63 %        |
| 211                   | Heath and Wellness Supplies    | 0.00                       | 0.00                | 1,000.00                  | 1,000.00                 | 1,000.00                   | %           |
| 212                   | Car Seat Supplies              | 0.00                       | 13.92               | 500.00                    | 500.00                   | 486.08                     | 3 %         |
| 213                   | Confined Space Supplies        | 0.00                       | 0.00                | 2,000.00                  | 2,000.00                 | 2,000.00                   | %           |
| 219                   | Hazmat Supplies                | 960.00                     | 3,053.42            | 14,500.00                 | 14,500.00                | 11,446.58                  | 21 %        |
| 220                   | Operating Supplies             | 0.00                       | 1,338.71            | 1,000.00                  | 1,000.00                 | -338.71                    | 134 %       |
| 223                   | Foam Concentrate               | 0.00                       | 0.00                | 4,000.00                  | 4,000.00                 | 4,000.00                   | %           |
| 224                   | Turnout Clothing               | 0.00                       | 56,888.60           | 58,000.00                 | 58,000.00                | 1,111.40                   | 98 %        |
| 225                   | Wildland Clothing              | 0.00                       | 9,510.32            | 10,280.00                 | 10,280.00                | 769.68                     | 93 %        |
| 226                   | EMT Clothing                   | 0.00                       | 0.00                | 3,000.00                  | 3,000.00                 | 3,000.00                   | %           |
| 229                   | Wildland Supplies              | 0.00                       | 6,358.14            | 5,800.00                  | 5,800.00                 | -558.14                    | 110 %       |
| 230                   | Uniforms                       | 0.00                       | 3,759.22            | 4,920.00                  | 4,920.00                 | 1,160.78                   | 76 %        |
| 236                   | WL Hose/Nozzle                 | 0.00                       | 7,763.55            | 7,800.00                  | 7,800.00                 | 36.45                      | 100 %       |
| 237                   | Sup Hoses/Nozzles              | 0.00                       | 46,819.94           | 47,308.00                 | 47,308.00                | 488.06                     | 99 %        |
| 271                   | Radio Maintenance              | 0.00                       | 6,217.43            | 4,000.00                  | 4,000.00                 | -2,217.43                  | 155 %       |
| 294                   | Rescue Equipment               | 0.00                       | 10,041.11           | 10,000.00                 | 10,000.00                | -41.11                     | 100 %       |
| 301                   | Generators                     | 0.00                       | 7,112.64            | 9,100.00                  | 9,100.00                 | 1,987.36                   | 78 %        |
| 302                   | Extrication                    | 0.00                       | 6,427.00            | 5,500.00                  | 5,500.00                 | -927.00                    | 117 %       |
| 304                   | SCBA                           | 0.00                       | 1,985.00            | 2,500.00                  | 2,500.00                 | 515.00                     | 79 %        |
| 305                   | Fire Extinguisher              | 0.00                       | 0.00                | 1,650.00                  | 1,650.00                 | 1,650.00                   | %           |
| 307                   | Ladder Maint                   | 0.00                       | 1,926.00            | 2,800.00                  | 2,800.00                 | 874.00                     | 69 %        |
| 309                   | PIO Services                   | 0.00                       | 0.00                | 2,000.00                  | 2,000.00                 | 2,000.00                   | %           |
| 333                   | Subscriptions                  | 0.00                       | 340.00              | 300.00                    | 300.00                   | -40.00                     | 113 %       |
| 361                   | Maint. Bldgs/Grounds Station 1 | 952.04                     | 15,856.73           | 13,900.00                 | 13,900.00                | -1,956.73                  | 114 %       |
| 362                   | Maint. Bldgs/Grounds Station 2 | 143.34                     | 8,267.14            | 9,000.00                  | 9,000.00                 | 732.86                     | 92 %        |
| 364                   | Maint. Bldgs/Grounds Station 4 | 2,291.97                   | 14,329.43           | 13,000.00                 | 13,000.00                | -1,329.43                  | 110 %       |
| 365                   | Maint. Bldgs/Grounds Station 5 | 651.44                     | 5,397.79            | 9,000.00                  | 9,000.00                 | 3,602.21                   | 60 %        |
| 366                   | Maint. Bldgs/Grounds Station 6 | 779.96                     | 11,138.63           | 9,000.00                  | 9,000.00                 | -2,138.63                  | 124 %       |
| 367                   | Station Maintenance Projects   | 129,943.36                 | 131,203.36          | 173,000.00                | 173,000.00               | 41,796.64                  | 76 %        |
| 369                   | Maint. Turnout Clothing        | 291.90                     | 1,791.32            | 3,700.00                  | 3,700.00                 | 1,908.68                   | 48 %        |
| 371                   | Radio Maintenance              | 0.00                       | 65.00               | 4,000.00                  | 4,000.00                 | 3,935.00                   | 2 %         |
| 375                   | Exhaust System Maint.          | 0.00                       | 0.00                | 3,000.00                  | 3,000.00                 | 3,000.00                   | %           |
| 379                   | Food, Lodging, Travel          | 3,168.51                   | 57,157.21           | 81,300.00                 | 81,300.00                | 24,142.79                  | 70 %        |
| 380                   | Training                       | 8,983.73                   | 72,006.93           | 88,809.00                 | 88,809.00                | 16,802.07                  | 81 %        |
| 533                   | Equipment Rental               | 0.00                       | 0.00                | 500.00                    | 500.00                   | 500.00                     | %           |
| 941                   | Technical Equipment            | 0.00                       | 0.00                | 70,670.00                 | 70,670.00                | 70,670.00                  | %           |
| <b>Account Total:</b> |                                | <b>661,730.27</b>          | <b>7,035,006.46</b> | <b>7,921,535.00</b>       | <b>7,921,535.00</b>      | <b>886,528.54</b>          | <b>89 %</b> |

1000 GENERAL FUND

| Account                            | Object                      | Committed<br>Current Month | Committed<br>YTD | Original<br>Appropriation | Current<br>Appropriation | Available<br>Appropriation | %<br>Commit |
|------------------------------------|-----------------------------|----------------------------|------------------|---------------------------|--------------------------|----------------------------|-------------|
| <b>420461 MEDICAL</b>              |                             |                            |                  |                           |                          |                            |             |
| 220                                | Operating Supplies          | 0.00                       | 2,183.77         | 2,500.00                  | 2,500.00                 | 316.23                     | 87 %        |
| 221                                | Small Equipment             | 0.00                       | 7,006.88         | 12,700.00                 | 12,700.00                | 5,693.12                   | 55 %        |
| 222                                | Medical Supplies            | 6,726.61                   | 49,131.50        | 39,222.00                 | 39,222.00                | -9,909.50                  | 125 %       |
| 356                                | Contract Services           | 138.60                     | 13,452.31        | 20,000.00                 | 20,000.00                | 6,547.69                   | 67 %        |
|                                    | <b>Account Total:</b>       | <b>6,865.21</b>            | <b>71,774.46</b> | <b>74,422.00</b>          | <b>74,422.00</b>         | <b>2,647.54</b>            | <b>96 %</b> |
| <b>420462 VOLUNTEER OPERATIONS</b> |                             |                            |                  |                           |                          |                            |             |
| 133                                | Volunteer Operations Budget | 0.00                       | 0.00             | 3,000.00                  | 3,000.00                 | 3,000.00                   | %           |
| 134                                | Volunteer Cell Phone        | 0.00                       | 2,250.00         | 2,250.00                  | 2,250.00                 | 0.00                       | 100 %       |
| 146                                | Workers Compensation        | 417.98                     | 8,857.65         | 15,000.00                 | 15,000.00                | 6,142.35                   | 59 %        |
| 147                                | EAP                         | 0.00                       | 763.20           | 1,419.00                  | 1,419.00                 | 655.80                     | 54 %        |
| 291                                | Recruitment & Retention     | 0.00                       | 6,409.50         | 8,000.00                  | 8,000.00                 | 1,590.50                   | 80 %        |
| 380                                | Training                    | 1,647.00                   | 31,085.69        | 146,558.00                | 146,558.00               | 115,472.31                 | 21 %        |
| 391                                | Recruitment and Retention   | 311.65                     | 2,833.03         | 2,000.00                  | 2,000.00                 | -833.03                    | 142 %       |
|                                    | <b>Account Total:</b>       | <b>2,376.63</b>            | <b>52,199.07</b> | <b>178,227.00</b>         | <b>178,227.00</b>        | <b>126,027.93</b>          | <b>29 %</b> |
| <b>420510 ADMINISTRATION</b>       |                             |                            |                  |                           |                          |                            |             |
| 110                                | Full-time Salaries          | 52,301.70                  | 649,302.76       | 836,173.00                | 836,173.00               | 186,870.24                 | 78 %        |
| 111                                | Holiday Pay                 | 2,567.59                   | 24,370.10        | 31,149.00                 | 31,149.00                | 6,778.90                   | 78 %        |
| 120                                | Overtime Full-time          | 0.00                       | 3,544.88         | 8,276.00                  | 8,276.00                 | 4,731.12                   | 43 %        |
| 130                                | Vacation-Sick Accrual       | 0.00                       | 108,652.50       | 0.00                      | 0.00                     | -108,652.50                | %           |
| 132                                | Health Club Reimbursement   | 0.00                       | 116.00           | 200.00                    | 200.00                   | 84.00                      | 58 %        |
| 135                                | Clothing Allowances         | 0.00                       | 2,500.00         | 3,151.00                  | 3,151.00                 | 651.00                     | 79 %        |
| 136                                | Deferred Comp/Other Fringe  | 4,289.26                   | 57,671.53        | 63,752.00                 | 63,752.00                | 6,080.47                   | 90 %        |
| 141                                | FICA                        | 2,035.18                   | 26,962.25        | 30,869.00                 | 30,869.00                | 3,906.75                   | 87 %        |
| 142                                | PERS                        | 6,814.74                   | 78,634.58        | 112,686.00                | 112,686.00               | 34,051.42                  | 70 %        |
| 143                                | Health/Dental/Optical       | 12,100.90                  | 212,993.96       | 138,923.00                | 138,923.00               | -74,070.96                 | 153 %       |
| 144                                | Disability Coverage         | 50.04                      | 601.91           | 1,505.00                  | 1,505.00                 | 903.09                     | 40 %        |
| 145                                | UCC                         | 82.30                      | 1,182.49         | 2,212.00                  | 2,212.00                 | 1,029.51                   | 53 %        |
| 146                                | Workers Compensation        | 1,601.03                   | 23,614.03        | 31,957.00                 | 31,957.00                | 8,342.97                   | 74 %        |
| 147                                | EAP                         | 0.00                       | 228.96           | 280.00                    | 280.00                   | 51.04                      | 82 %        |
| 210                                | Office Supplies             | 227.08                     | 8,250.62         | 8,000.00                  | 8,000.00                 | -250.62                    | 103 %       |
| 220                                | Operating Supplies          | 0.00                       | 7,399.00         | 6,556.00                  | 6,556.00                 | -843.00                    | 113 %       |
| 221                                | Small Equipment             | 209.99                     | 359.98           | 4,500.00                  | 4,500.00                 | 4,140.02                   | 8 %         |
| 227                                | Petty Cash                  | 0.00                       | 0.00             | 175.00                    | 175.00                   | 175.00                     | %           |
| 234                                | Small Tools                 | 0.00                       | 0.00             | 500.00                    | 500.00                   | 500.00                     | %           |
| 268                                | Computer Supplies           | 358.47                     | 30,229.84        | 37,000.00                 | 37,000.00                | 6,770.16                   | 82 %        |
| 291                                | Recruitment & Retention     | 0.00                       | 49.99            | 2,000.00                  | 2,000.00                 | 1,950.01                   | 2 %         |
| 311                                | Postage                     | 183.98                     | 1,963.45         | 4,000.00                  | 4,000.00                 | 2,036.55                   | 49 %        |
| 320                                | Printing                    | 0.00                       | 2,962.00         | 4,000.00                  | 4,000.00                 | 1,038.00                   | 74 %        |
| 333                                | Subscriptions               | 360.00                     | 5,501.00         | 8,050.00                  | 8,050.00                 | 2,549.00                   | 68 %        |
| 337                                | Legal Advertising           | 5.00                       | 465.84           | 2,500.00                  | 2,500.00                 | 2,034.16                   | 19 %        |
| 339                                | Public Information          | 0.00                       | 0.00             | 3,500.00                  | 3,500.00                 | 3,500.00                   | %           |
| 341                                | Electricity, Gas, Water     | 3,184.97                   | 54,904.47        | 65,000.00                 | 65,000.00                | 10,095.53                  | 84 %        |
| 342                                | Garbage Collection          | 1,107.68                   | 12,922.68        | 12,000.00                 | 12,000.00                | -922.68                    | 108 %       |
| 345                                | Telephone                   | 3,065.72                   | 39,809.65        | 41,000.00                 | 41,000.00                | 1,190.35                   | 97 %        |
| 352                                | Attorney Fees               | 2,496.50                   | 82,732.27        | 80,000.00                 | 80,000.00                | -2,732.27                  | 103 %       |
| 354                                | Audit Fees                  | 0.00                       | 3,050.00         | 45,000.00                 | 45,000.00                | 41,950.00                  | 7 %         |
| 356                                | Contract Services           | 471.78                     | 45,229.05        | 137,000.00                | 137,000.00               | 91,770.95                  | 33 %        |
| 357                                | Accreditation               | 0.00                       | 8,745.00         | 14,370.00                 | 14,370.00                | 5,625.00                   | 61 %        |

MISSOULA RURAL FIRE DISTRICT  
Statement of Expenditure - Budget vs. Actual Report  
For the Accounting Period: 6 / 24

1000 GENERAL FUND

| Account | Object                       | Committed<br>Current Month | Committed<br>YTD     | Original<br>Appropriation | Current<br>Appropriation | Available<br>Appropriation | %<br>Commit |
|---------|------------------------------|----------------------------|----------------------|---------------------------|--------------------------|----------------------------|-------------|
| 368     | Computer Maintenance         | 10,974.27                  | 128,834.46           | 135,184.00                | 135,184.00               | 6,349.54                   | 95 %        |
| 379     | Food, Lodging, Travel        | 3,015.62                   | 27,086.61            | 43,060.00                 | 43,060.00                | 15,973.39                  | 63 %        |
| 380     | Training                     | 433.00                     | 12,366.50            | 15,230.00                 | 15,230.00                | 2,863.50                   | 81 %        |
| 391     | Recruitment and Retention    | 0.00                       | 2,763.63             | 3,000.00                  | 3,000.00                 | 236.37                     | 92 %        |
| 395     | Election Costs               | 0.00                       | 0.00                 | 10,000.00                 | 10,000.00                | 10,000.00                  | %           |
| 510     | Insurance                    | 68,087.00                  | 134,024.00           | 65,000.00                 | 65,000.00                | -69,024.00                 | 206 %       |
| 530     | Office Rent                  | 750.00                     | 9,430.00             | 7,670.00                  | 7,670.00                 | -1,760.00                  | 123 %       |
| 610     | Interest and Debt Redemption | 0.00                       | 117,958.74           | 117,960.00                | 117,960.00               | 1.26                       | 100 %       |
| 620     | Interest                     | 0.00                       | 98,806.76            | 93,161.00                 | 93,161.00                | -5,645.76                  | 106 %       |
|         | <b>Account Total:</b>        | <b>176,773.80</b>          | <b>2,026,221.49</b>  | <b>2,226,549.00</b>       | <b>2,226,549.00</b>      | <b>200,327.51</b>          | <b>91 %</b> |
|         | <b>Account Group Total:</b>  | <b>934,235.37</b>          | <b>10,386,342.75</b> | <b>12,804,291.00</b>      | <b>12,804,291.00</b>     | <b>2,417,948.25</b>        | <b>81 %</b> |
| 520000  |                              |                            |                      |                           |                          |                            |             |
| 521000  | Transfer out                 |                            |                      |                           |                          |                            |             |
|         | 820 Transfer Out             | 0.00                       | 0.00                 | 400,000.00                | 400,000.00               | 400,000.00                 | %           |
|         | <b>Account Total:</b>        | <b>0.00</b>                | <b>0.00</b>          | <b>400,000.00</b>         | <b>400,000.00</b>        | <b>400,000.00</b>          | <b>%</b>    |
|         | <b>Account Group Total:</b>  | <b>0.00</b>                | <b>0.00</b>          | <b>400,000.00</b>         | <b>400,000.00</b>        | <b>400,000.00</b>          | <b>%</b>    |
|         | <b>Fund Total:</b>           | <b>934,235.37</b>          | <b>10,386,342.75</b> | <b>13,204,291.00</b>      | <b>13,204,291.00</b>     | <b>2,817,948.25</b>        | <b>79 %</b> |
|         | <b>Grand Total:</b>          | <b>934,235.37</b>          | <b>0.00</b>          | <b>13,204,291.00</b>      | <b>13,204,291.00</b>     | <b>2,817,948.25</b>        | <b>79 %</b> |

Missoula Rural Fire District

2521 South Ave. W.

Missoula, MT 59804

406-549-6172

Memorandum of Understanding between Missoula Rural Fire District  
and:

Jon Gildea, DO FACEP, FACOEP

**Section 1. Medical Director Services.** Dr. Gildea agrees to provide the  
following services:

- A. Review and reassess as needed the Missoula Rural Fire District's (MRFD's) Emergency Medical Services (EMS) protocols as established with the Montana State Board of Medical Examiners.
- B. Prescribe and oversee the use and storage of EMS supplies including medications. Provide recommendation to the MRFD EMS Council for the purchasing of new supplies and discontinuation of outdated supplies as needed.
- C. Provide direction for the EMS Quality Improvement process by reviewing written and verbal reports.
- D. Review and authorize any forms, applications and written material that must be submitted by MRFD to the Montana State Board of Medical Examiners, the Montana Department of Public Health and Human Services and the National Registry of Emergency Medical Technicians.
- E. Provide training support to the MRFD personnel. A quarterly hands-on training shall be administered by the Medical Director to the MRFD personnel

**Section 2. Consideration.** Missoula Rural Fire District shall pay Dr. Gildea the sum of no less than Ten-Thousand and Five-Hundred Dollars (\$10,500) annually, said rate to be the complete compensation for his services as Medical Directors. Payment will be made yearly in advance of the contract.

**Section 3. Delegation.** The MRFD Medical Director shall not delegate the responsibility for providing program oversight hereunder to any other individual or agency without written or verbal approval of the Fire District or the EMS Coordinator.

**Section 4. Insurance.** The Medical Director will be included on the volunteer rolls of the Missoula Rural Fire District as a volunteer trainer. The Medical Director will be listed as insured on the Fire District's insurance policy. This includes professional liability for each listed firefighter/ Emergency Care Provider.

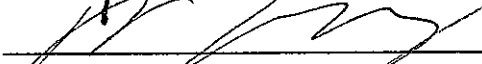
**Section 5. Termination.** Either party may terminate this M.O.U. upon 30 days written notice provided to the other.


**Section 6. Term.** The contract will commence on July 1, 2024, and end on June 30, 2025.

Dated this \_\_\_\_\_ day of \_\_\_\_\_ 2024.

  
\_\_\_\_\_, Paul Finlay, Fire Chief

  
\_\_\_\_\_, Jon Gildea, DO FACEP, FACOEP

  
\_\_\_\_\_, Ben Murphy, Chairman



STATE OF MONTANA  
BEFORE THE BOARD OF PERSONNEL APPEALS

IN THE MATTER OF THE UNFAIR LABOR PRACTICE

International Association of  
Firefighters  
Complainants  
vs.  
Missoula Rural Fire District  
Respondent.

Case No.: 2024DRS00104

FINDING OF NO PROBABLE  
MERIT

---

**I. Introduction**

On January 16, 2024, Michael Tedesco, attorney, on behalf of the International Association of Firefighters, Local 2457, filed an unfair labor practice charge (ULP) with the Board of Personnel Appeals (the Board) against public employer, Missoula Rural Fire District, alleging violations of §§ 39-31-401(1), (2), and (3), Montana Code Annotated (MCA).

On February 8, 2024, Elizabeth O'Halloran, Attorney for the MRFD, filed a response on behalf of the District denying an unfair labor practice occurred.

On February 23, 2024, the Union submitted a Rebuttal of the District's Response to the ULP charge.

Wendy Jackson was assigned by the Board as the Board Agent to investigate the charge and has reviewed the information submitted by the parties and communicated with them as necessary.

On February 29, 2024, the Board Agent sent additional questions to both parties. Both parties submitted answers to the additional questions on March 15, 2024.

On May 2, 2024, the parties contacted the Board Agent and jointly requested a stay of the pending ULP investigation while the parties attempted to informally resolve the matter; the stay was granted that day. However, on June 13, 2024, the parties requested the Board Agent to resume the investigatory process of this ULP charge.

## II. Background Information

### A. Uncontested Facts

The following facts are uncontested according to the filings and exhibits provided by both parties;

1. The Missoula Rural Fire District (“MRFD or the District”) is a public employer as defined by. § 39-31-103(10), MCA.

2. The International Association of Firefighters Local 2457 (“Union” or “Local 2457”) is a labor organization as defined by § 39-31-103(6), MCA.

3. The Union is the exclusive bargaining agent for a bargaining unit of employees, including firefighters, employed by the District. The Union and District are parties to a collective bargaining agreement, effective from June 12, 2022, to June 24, 2023 (“CBA”).<sup>1</sup> The District and Union are currently in negotiations for a successor agreement.<sup>2</sup>

4. Article 8 of the Parties CBA outlines management rights, including the right to discipline employees.<sup>3</sup>

5. Article 9 of the Parties CBA outlines that the Union agrees its members “shall comply in full with the Fire District’s Policies and SOGs.”<sup>4</sup>

6. The District’s Standard Operating Guideline (SOG): How to Conduct Assessment Centers (SOG # 1120.030) policy establishes the general policy guidelines for hiring of MRFD employees.<sup>5</sup> The SOG states a hiring panel “will consist of a senior officer (a Captain or higher that has successfully conducted a panel previously), an assessment center leader and additional panel members that are enough personnel to accomplish the logistics and rating of candidates.”<sup>6</sup>

7. The SOG includes the following instructions: “When your assessment center station is through with the process, turn in all related materials to the assessment center lead as indicated.”<sup>7</sup> The SOG specifically instructs participants to “Turn in Paperwork to the HR/Finance Director” and repeatedly refers to turning in “all related material” for the assessment.<sup>8</sup>

8. The District is governed by a five-person elected Board of Trustees (“Board”).<sup>9</sup>

---

<sup>1</sup> ULP Charge, Ex. 1.

<sup>2</sup> ULP Charge, Details of Charge, ¶ 4.

<sup>3</sup> ULP Charge, Ex. 1.

<sup>4</sup> ULP Charge, Ex. 1.

<sup>5</sup> ULP Summons Response, Pg. 8, and Ex. A.

<sup>6</sup> ULP Summons Response, Ex. A, pg. 2, ¶ 6.a.

<sup>7</sup> ULP Summons Response, Ex. A, pg. 2, ¶ 1.7.d.

<sup>8</sup> ULP Summons Response, Ex. A, pg. 3-4, ¶ III.2.b., c.

<sup>9</sup> ULP Charge, Details of Charge, ¶ 7.

9. On or about October 14, 2023, Fire Chief Chris Newman (Chief Newman), announced his intent to retire from the District. The District then began a selection process to fill the position.<sup>10</sup>

10. The Board adopted a "Recommendations for Selection of a New Fire Chief" document that contained specific procedures for hiring a new fire chief,<sup>11</sup> including specific qualifications for the hiring Panel members. The voting members included the five Board members, and the four non-voting advisory Panel members included Chief Newman; Finance/Human Resources director Melissa Schnee; an external fire chief from outside Missoula County; and a representative of IAFF Local 2457.<sup>12</sup>

11. Captain Eric Huleatt is employed by the District as a firefighter and is a member of the Local 2457 bargaining unit. Huleatt was selected to serve on the hiring panel for the new fire chief as the representative of IAFF Local 2457. Huleatt has previously served on the Union's negotiations team.<sup>13</sup>

12. On December 4, 2023, Huleatt met with the five Board members as part of the Assessment Center for hiring the new fire chief. Huleatt read from prepared notes regarding candidate Paul Finlay's suitability for the position, including concerns regarding Finlay's temperament and leadership style.

13. On December 4, 2023, the Board voted to offer the Fire Chief Position to current District employee, Paul Finlay.<sup>14</sup>

14. Kirk Paulsen is the District's Assistant Fire Chief. He was promoted to Assistant Chief on or about December 4, 2023.

15. On December 13, 2023, Schnee sent an email to Huleatt requesting Huleatt provide a copy of the document he read from when providing candidate feedback to the voting members of the Assessment panel.<sup>15</sup>

16. Huleatt responded via email on December 14, 2023, stating: "The Local did not provide a letter for me to read. I was reading from a document I created to use simply as notes to make sure I touched on everything that I intended to. Unfortunately, I threw those notes away at the end of the day."<sup>16</sup>

17. On December 15, 2023, Schnee replied to Huleatt via email, questioning when the notes were prepared and asking if Huleatt was "speaking in [his] individual capacity or on behalf of the Union."<sup>17</sup>

---

<sup>10</sup> ULP Charge, Details of Charge, ¶ 9.

<sup>11</sup> ULP Summons Response, pg. 8 and Ex. B.

<sup>12</sup> ULP Summons Response, Ex. B, ¶ 8.

<sup>13</sup> ULP Charge, Details of Charge, ¶ 5.

<sup>14</sup> ULP Charge, Details of Charge, ¶ 11.

<sup>15</sup> ULP Charge, Details of Charge, ¶ 4; Ex. 2.

<sup>16</sup> ULP Charge, Ex. 2.

<sup>17</sup> ULP Charge, Ex. 2, p. 3-4.

18. On December 17, 2023, Huleatt responded to Schnee's email confirming he turned in all notes taken on the day of the Assessment Center and interviews. Huleatt also confirmed her was "was speaking as a member of the Local."<sup>18</sup>

19. On December 18, 2023, Schnee sent an email to Huleatt noting, "[...] First, you were observed by the Board reading from a preprepared "letter." Second, in that "letter" you used the words "we" and "membership" and "union." Third, that "letter" was not included in the documents you provided at the end of the assessment center. As to this "letter" or as you describe them "notes" you stated that you "threw them away." The next question asked of you was: "Were you speaking in your individual capacity or on behalf of the Union? You answered: "I was speaking as a member of the Local." "You did not answer the question. Please answer the question and clarify whether or not your notes were typed."<sup>19</sup>

20. Huleatt replied on December 20, 2023, stating: "I was representing the Local when providing feedback on the assessment."<sup>20</sup>

21. On December 20, 2023, Schnee again requested information about the provenance of the statements Huleatt made to the Board asking: "Who authorized the letter and/or note and/or prepared statement? Whose opinions did the letter and/or note and/or prepared statement represent? The whole Union body? A few union members? Just you? Certain members of the E-Board?"<sup>21</sup>

22. On January 4, 2024, Assistant Chief Paulsen sent Huleatt a letter ordering Huleatt to turn over the notes, or face discipline. Paulsen cited SOG #1120.030 "How to Conduct Assessment Centers," and the requirement that panel members turn in score sheets and notes as part of the Assessment Center. Paulsen further cited Articles 8 and 9 of the Local 2457 CBA.<sup>22</sup>

23. On January 5, 2024, the District received a copy of the requested notes that Huleatt read from during the Assessment Center regarding candidate Finlay.<sup>23</sup>

## **B. Summary of Initial Charge**

This charge alleges the MRFD's actions in this case represent violations of § 39-31-401(1), (2), and (3), MCA, including (1) interference with, restraining, or coercing employees in the exercise of rights guaranteed under § 39-31-201, MCA, (2) discrimination in regard to hire or tenure of employment or any term or condition of employment in order to encourage or discourage membership in any labor organization, and (3) unlawful interference with the administration of the Union.<sup>24</sup>

---

<sup>18</sup> ULP Charge, Ex. 2, p. 3.

<sup>19</sup> ULP Charge, Ex. 2, p. 2-3.

<sup>20</sup> ULP Charge, Ex. 2, p. 2.

<sup>21</sup> ULP Charge, Ex. 2, p. 1-2.

<sup>22</sup> ULP Charge, Ex. 3.

<sup>23</sup> ULP Charge, Details of Charge, ¶ 20; ULP Summons Response, ¶ 20.

<sup>24</sup> ULP Charge, Pg. 3-4.

The Union argues Huleatt was engaged in protected concerted activity when he spoke to the Assessment Center on behalf of the Union. The Union alleges the District unfairly interfered with, restrained, or coerced his rights to engage in protected activity in violation of § 39-31-401(1), MCA, when the District threatened Huleatt with discipline for not turning in his notes. The Union further asserts the threatened discipline was also discrimination against Huleatt for engaging in union activity in violation of § -401(3), and the threat of discipline over internal union communication also unlawfully interfered with administration of the Union in violation of § -401(2).

### **C. Summary of MRFD's Response to Initial ULP Charge**

In response, the District denies all allegations and maintains no unfair labor practice occurred. The District asserts they followed the agreed-to policies and procedures for hiring the new fire chief, and these policies included the requirement for Huleatt to turn in his notes as part of the process. The District maintains Huleatt has participated in Assessment Centers in the past, and he was engaged in official business and serving on behalf of the District when he participated in and was paid for his time on the hiring Panel. The District asserts Huleatt was not engaged in internal union business when he participated in the hiring panel. The District argues, because Huleatt was engaged in the District's process of hiring for a position of public trust, his notes and prepared materials became a part of the public record.<sup>25</sup>

### **D. Summary of Union's Rebuttal**

In rebuttal, the Union reiterates Huleatt is entitled to protection for engaging in protected concerted activity regardless of his status a member of the hiring Panel.<sup>26</sup> The Union also argues the District's repeated inquiries into the preparation and providence of Huleatt's notes is a form of surveillance by the employer into internal union activities, and therefore an unfair labor practice.<sup>27</sup>

The Union also argues the District's reliance on the SOG is unfounded because it was "supplanted" when the Board adopted the "Recommendations for Selection of the New Fire Chief" document.<sup>28</sup> Furthermore, the Union asserts the SOG was not fairly enforced and cannot be considered past practice because Panel members were not always required to turn in their notes.<sup>29</sup>

The Union objects to the District's use of Public Records Laws in defense of their actions in this case and alleges the District's actions in this case represents a violation of past practice.<sup>30</sup>

---

<sup>25</sup> ULP Summons Response, Pg. 13.

<sup>26</sup> ULP Rebuttal, pg. 3-5.

<sup>27</sup> ULP Rebuttal, Pg. 6. *Cook Paint and Varnish Co.*, 258 NLRB 1230 (1981).

<sup>28</sup> ULP Rebuttal, pg. 7.

<sup>29</sup> ULP Rebuttal, pg. 8.

<sup>30</sup> ULP Rebuttal, Pg. 6.

### III. Discussion

"The board agent shall investigate the ULP and make a written finding of whether there is probable merit to support the ULP." ARM 24.26.1204(3). "Probable merit" means supported by substantial competent evidence. It is more than a scintilla of evidence, but it may be less than a preponderance of the evidence." ARM 24.26.207(19). "If the board agent determines the ULP is supported by probable merit, the matter shall be set for a hearing before a hearing officer pursuant to ARM 24.26.1208." ARM 24.26.1204(3)(a). "If the board agent determines that the ULP is not supported by probable merit, the board agent shall issue a notice of intent to dismiss the ULP complaint." ARM 24.26.1204(3)(b).

The Montana Supreme Court has long held that it is appropriate for the Board "to consider NLRB precedents in interpreting and administering the Public Employees Collective Bargaining Act."<sup>31</sup>

#### A. Protected Concerted Activity

"It is an unfair labor practice for a public employer to (1) interfere with, restrain, or coerce employees in the exercise of the rights guaranteed in 39-31-201[.]" Section 39-31-401(1), MCA. Section 39-31-201, MCA, mirrors the language of Section 7 of the NLRA<sup>32</sup>, and states as follows:

Public employees shall have and shall be protected in the exercise of the right of self-organization, to form, join, or assist any labor organization, to bargain collectively through representatives of their own choosing on questions of wages, hours, fringe benefits, and other conditions of employment, and to engage in other concerted activities for the purpose of collective bargaining or other mutual aid or protection free from interference, restraint, or coercion.

In *Young v. Great Falls*, the Montana Supreme Court held that when analyzing an alleged violation of § 39-31-401(1), MCA, "[m]otive is not the critical element in this violation."<sup>33</sup> According to the NLRB, "[a]n individual employees' complaint is 'concerted' if it is related to group action for the mutual aid or protection of other employees."<sup>34</sup>

Either the individual employee is in fact acting on behalf of, or as a representative of, other employees, or his claim must be made with the object of inducing or preparing for group action[.] It is not necessary that the individual employee be appointed or nominated by other employees to represent their interests.<sup>35</sup>

Union contends the Employer's threats of discipline for failure to produce the notes in question interfered with, restrained, or coerced employees in the exercise of rights guaranteed under § 39-31-201, MCA, and represents an unfair labor practice under § 39-

<sup>31</sup> *State ex rel. Bd. of Pers. Appeals v. Dist. Court*, 183 Mont. 223, 226, 598 P.2d 1117, 1118 (1979) (citing *State, Dept. of Hwys. v. Public Employees Craft Coun.*, 165 Mont. 349, 529 P.2d 785 (1974)).

<sup>32</sup> *State by Department of Highways v. Public Employees Craft Council*, 165 Mont. 349, 352, 529 P.2d 785, 786 (1974).

<sup>33</sup> *Young v. Great Falls*, 198 Mont. 349, 355, 646 P.2d 512, 515 (1982).

<sup>34</sup> *Music City Service, Inc. v. NLRB*, 705 F.2d 131, 133 (citing *Signal Oil & Gas Co. v. NLRB*, 390 F.2d 338, 342-43 (9th Cir. 1968)).

<sup>35</sup> *Music City Service, Inc. v. NLRB*, 705 F.2d 131, 133 (internal citations and quotation marks omitted).

31-401(1), MCA.<sup>36</sup> The Union maintains Huleatt's statements constitute concerted activity as his comments were shared on behalf of a group of employees in the intention of improving conditions of employment.<sup>37</sup> The Union further contends, by inquiring into internal Union communications and Union business, the Employer inappropriately sought to surveil concerted activity and, in doing so, interfered with, restrained, or coerced employees in the exercise of rights guaranteed by § 39-31-201, MCA.<sup>38</sup>

The District disagrees and asserts, once the Union representative becomes part of the assessment panel, the Union member is acting on the capacity of a hiring panel member. The District argues Huleatt read a prepared statement to the hiring panel; therefore, the written copy of the statement was not part of an internal union process.<sup>39</sup> The MRFD further asserts Huleatt's statements to the voting members of the panel were part of the assessment process, not protected union activity.<sup>40</sup> The District maintains they followed the past practice of using the District's SOG for the hiring process. The District further states they specifically included a union member on the hiring Panel, as described in the supplemental document, "Recommendations for Selection of a New Fire Chief."<sup>41</sup> The District notes the SOG contains very specific requirements regarding the retention of notes related to the hiring process.<sup>42</sup>

The record demonstrates the assessment panels used for the hiring process are part of an established policy under the parties' CBA. The CBA Article 9, Policies and SOGs, specifically states: "The Union agrees that its members shall comply in full with the Fire District's policies and SOGs. The District agrees action taken based on policies and SOGs shall be subject to the grievance procedure."<sup>43</sup>

The Board Agent concludes, while Captain Huleatt may have been engaged in protected concerted activity when he read his prepared statement to the Board on December 4, 2023, he was not threatened with discipline for making the statement itself. Huleatt was threatened with discipline for failing to turn in the notes from which he read, and turning in those notes was clearly a part of the hiring panel SOG, adopted by reference in the party's CBA. Huleatt was not threatened with discipline for the substance of his statements to the Board; Huleatt was threatened with discipline for his actions afterwards and not following the District's procedures.

### ***1. Past Practice***

The Union also argues past practice did not support the District's argument that Panel members were always required to turn in their notes from Assessment Centers.<sup>44</sup> The Union asserts bargaining union member, Toby Ballard, can attest "in each of those assessment centers there was never anything mentioned about materials being turned in

---

<sup>36</sup> ULP Charge, Pg. 3

<sup>37</sup> Rebuttal pg. 4 and Ex. 5.

<sup>38</sup> ULP Charge, Pg. 4

<sup>39</sup> ULP Summons Response, pg. 3, ¶11; pg. 9.

<sup>40</sup> ULP Summons Response, pg. 5, ¶ 17.

<sup>41</sup> ULP Summons Response, pg. 7-8.

<sup>42</sup> ULP Summons Response, pg. 12-13.

<sup>43</sup> ULP Charge, Ex. 1, pg. 5.

<sup>44</sup> ULP Summons Response Rebuttal, pg. 8.

that were not generated *during* the assessment itself.”<sup>45</sup> (Emphasis in original.) The Union also maintains a candidate who took notes during the assessment was not required to turn in his notes.<sup>46</sup> In contrast, the District supplied ample evidence to support their argument that the SOG hiring procedures have always included the requirements that notes from the hiring Panel must be turned in to the District.<sup>47</sup> The Board Agent concludes the Union has not shown sufficient evidence to conclude that past practice is anything other than what is demonstrated in the party’s agreed-to policies and procedures.

## ***2. Surveillance***

The Union further contends, by inquiring into internal Union communications and Union business, the Employer inappropriately sought to surveil concerted activity and, in doing so, interfered with, restrained, or coerced employees in the exercise of rights guaranteed by MCA 39-31-201.<sup>48</sup>

The Union cites the NLRB’s decision in *Cook Paint and Varnish Co* to support the allegation of surveillance. However, the circumstances addressed in *Cook Paint and Varnish Co* concern the employer’s request for notes regarding a conversation between a union steward and an injured employee. The NLRB held that the conversation between the employee and the union steward was protected concerted activity because the employee potentially faced discipline and the Union was the employee’s chosen representative. The NLRB ruled the employer’s questioning of the union steward to be coercive and an unfair labor practice. In contrast, the ULP allegations included in this charge address notes related to the hiring process of a new fire chief. As noted above, Captain Huleatt was not threatened with discipline for the content of his statements; he was threatened with discipline for not producing the written version of what he had already said to the Board. For this reason, the Board Agent finds the Union’s application of case law unconvincing in this case.

The Board Agent finds the District’s request for Huleatt’s notes was not unlawful surveillance of internal union activity.

The Board Agent concludes there is no probable merit to support the allegations of violations of § 39-31-401(1), MCA. The conflict in this charge is a conflict over provisions of the parties CBA, and not a violation of Montana law. The Board Agent concludes the most appropriate venue to address the parties concerns about the SOG and supplemental policy was the party’s CBA grievance process.<sup>49</sup>

---

<sup>45</sup> Union Response to Additional Questions, Pg. 2.

<sup>46</sup> Union Response to Additional Questions.

<sup>47</sup> The Union included the argument that the “Recommendations” document did not contain the requirement for notes to be turned in, and that document supplanted the cited SOG. Union Summons Response Rebuttal, pg. 7-8. Based on the plain language of the documents, the Board Agent concludes that the “Recommendations” were meant to supplement the applicable SOG,

<sup>48</sup> ULP Charge, Pg. 4

<sup>49</sup> See *Winchester v. Mountain Line*, 1999 MT 134, ¶ 24, 294 Mont. 517, 524, 982 P.2d 1024 (“Only in those cases where it is certain that the arbitration clause contained in a collective bargaining agreement is not susceptible to an interpretation that covers the dispute is an employee entitled to sidestep the provisions of the collective bargaining agreement.”) (Internal emphasis and citations omitted.)

## **B. Interference with Union Administration**

The Union alleges, by inquiring into internal Union business and requiring Huleatt to turn over a statement created and communicated in his capacity as a representative of the Union, the Employer has unlawfully interfered with the administration of the Union, in violation of MCA 39-31-401(2).<sup>50</sup>

As noted above, even if Huleatt was engaged in protected concerted activity when he presented the statement to the Board regarding Paul Finlay, Huleatt was not threatened with discipline for making the statement itself. Huleatt was threatened with discipline for not following the party's agreed-to procedure regarding hiring panels; therefore, requesting the document that contained what Huleatt had already said to the Board pursuant to the applicable SOG does not constitute the District's interference with administration of the Union.

The Board Agent concludes there is no probable merit to support the allegations of violations of § 39-31-401(2), MCA.

## **C. Discrimination**

Montana Code Annotated § 39-31-401(3) provides: "It is an unfair labor practice for a public employer to: "(3) discriminate in regard to hire or tenure of employment or any term or condition of employment in order to encourage or discourage membership in any labor organization[.]" Montana adopted the NLRB's burden-shifting analysis for a claim of discrimination under § 39-31-401(3), MCA, which mirrors NLRA Section 8(a)(3).<sup>51</sup>

The *Mt. Healthy* test in this case required [the employee] to show that her protected union activity was a substantial or motivating factor in the City's determination to discharge her. The burden then shifts to the [employer] to show, by a preponderance of the evidence, that it would have terminated her, absent her protected activity, i.e., it would be an unfair labor practice by the [employer] if, but for [the employee]'s union activity, she would not have been terminated.<sup>52</sup>

The NLRB elaborates on this analysis as follows:

To prove a Section 8(a)(3) violation, the evidence must support a reasonable inference that the employer's adverse action was motivated by anti-union animus [. . .] Where anti-union animus is shown to be a motivating factor in the employer's decision to take adverse action against an employee, the employer will be found to have violated the Act unless the employer demonstrates, as an affirmative defense, that it would have taken the same actions even in the absence of the protected conduct. Per NLRB guidance, Motive is a factual matter to be determined by the Board, and the Board reasonably may infer motive from the circumstances surrounding the employer's actions, as well as from direct evidence. Our task is to

---

<sup>50</sup> ULP Charge, pg. 4.

<sup>51</sup> *Chauffeurs, Teamsters & Helpers v. Billings*, 199 Mont. 302, 648 P.2d 1169 (1982) (citing *Mt. Healthy City School District Board of Education v. Doyle*, 429 U.S. 274 (1977)). A violation of § 39-31-401(3), MCA, is analyzed as follows:

<sup>52</sup> *Chauffeurs, Teamsters & Helpers v. Billings*, 199 Mont. 302, 313-14, 648 P.2d 1169, 1175 (1982).

determine whether substantial evidence on the record as a whole supports the Board's findings that the employer violated sections of the Act.<sup>53</sup>

The Union alleges, by threatening to discipline Huleatt if he failed to turn over documentation of a statement made to the Board in his role as a Union representative, the MRFD violated § 39-31-401(3), MCA, by discriminating in regard to hire or tenure of employment or any term or condition of employment in order to encourage or discourage membership in any labor organization.<sup>54</sup>

The District again argues they followed the agreed-to policies and procedures for hiring panels,<sup>55</sup> and the District's SOG and actions to enforce those policies are based on the District's legal obligations to maintain public records.<sup>56</sup>

In this case, it is Huleatt's burden to show he was threatened with discipline because of his union activity, and he must show the existence of anti-union animus in the employer's threat of discipline. As discussed above, Huleatt has not met the initial burden of showing he was threatened discipline for engaging in protected concerted activity. Furthermore, even if he made the initial showing, the District has supplied ample evidence to support their position that it was standard procedure to request notes from every participant in a hiring Panel, and the District had the right to discipline employees for failure to follow the agree-to procedures for a hiring Panel.

Furthermore, the Board Agent notes Article 8 of the Parties' CBA outlines Management Rights and provides the MRFD the right to discipline employees for policy violations.<sup>57</sup> As such the Board Agent finds the District's requests for these notes and accompanying threat of discipline represent the employer's attempts to enforce the SOG, as is their right per the CBA. As noted above, the question of discipline procedure is properly addressed under the party's CBA grievance procedure.<sup>58</sup>

The Board Agent concludes there is no probable merit to support the allegations of violations of § 39-31-401(3), MCA.

#### **D. Public Records**

Both the District and the Union make various arguments based on Montana's open meeting laws, Montana's public records laws, and the applicable articles of the Montana Constitution.<sup>59</sup> However, the Board Agent concludes that ruling on these specific issues are outside of the jurisdiction of the Board, hence are not the proper subject of an unfair labor practice charge.

---

<sup>53</sup> *NLRB v. McCullough Envtl. Servs.*, 5 F.3d 923, 931-32 (5th Cir. 1993) (internal citations and quotation marks omitted).

<sup>54</sup> ULP Charge, pg. 4

<sup>55</sup> Summons Response, pg. 8-9.

<sup>56</sup> District Response to Additional Questions.

<sup>57</sup> ULP Charge, Ex. 1, CBA, Article 8 and 9.

<sup>58</sup> ULP Charge, Ex. 1, CBA, Article 9 and 10.

<sup>59</sup> Summons Response, pg. 9-13; Summons Response Rebuttal, pg. 8-10; District Response to Additional Questions.

#### IV. Recommended Order

For the reasons noted above, the Board Agent concludes there is no merit to this unfair labor practice charge, and the Board Agent recommends dismissal of this charge.

This order represents the Board Agent's **Notice of Intent to Dismiss** ULP Charge 2024DRS00104.

Pursuant to ARM 24.26.1204(4), a party may request review of this notice to intent to dismiss within ten days of receipt of the notice of intention to dismiss by filing a request to review with the Board pursuant to ARM 24.26.1206.

Dated this 11th day of July 2024

Board of Personnel Appeals



Wendy Jackson,  
Board Agent/Investigator

#### V. Supporting Documentation

1. ULP Charge 2024DRS00104 and Exhibits 1-4
2. ULP Summons Response and Exhibits A-D
3. Summons Response Rebuttal Exhibits 5-10
4. District Response to Additional Questions
5. Union Response to Additional Questions

\* \* \* \* \*

CERTIFICATE OF SERVICE

The undersigned does certify a true and correct copy of this document was served via email upon the following on the 11th day of July 2024.

Michael Tedesco  
Attorney for IAFF  
[mike@tigitlabor.com](mailto:mike@tigitlabor.com)

Elizabeth A. O'Halloran  
Attorney for MRFD  
[bohalloran@kalevalaw.com](mailto:bohalloran@kalevalaw.com)

*Wendy Jackson*